



MUNICIPIO DE FRANCISCO I. MADERO, HIDALGO
HIDALGO
Análítico Mensual de Egresos Pagados por Fuente de Financiamiento al 31/dic./2020
(Cuentas con Movimientos)
(Cifras en pesos y centavos)

Usu: SUPERVISOR
 Rep: rptAnaliticoPresupuestoEgresos_FF

Fecha | 23/abr./2021
 hora de Impresión | 01:44 p. m.

Objeto del Gasto	Presupuesto Vigente	Ene	Feb	Mar	Abr	May	Jun	Jul	Ago	Sep	Oct	Nov	Dic	Total	Diferencia (Vigente - Total)
1103 RECURSOS PROPIOS 2020															
100000 SERVICIOS PERSONALES	\$703,867.98	\$65,379.35	\$40,853.02	\$47,275.00	\$80,480.00	\$67,873.00	\$37,266.00	\$79,871.00	\$82,048.00	\$12,116.67	\$57,133.00	\$22,548.00	\$77,881.60	\$678,525.64	\$25,332.34
120000 Remuneraciones al personal de carácter	\$417,007.61	\$20,000.00	\$18,568.00	\$21,000.00	\$43,667.00	\$54,600.00	\$31,266.00	\$25,600.00	\$29,833.00	\$12,116.67	\$53,793.00	\$5,300.00	\$76,731.60	\$392,475.27	\$25,332.34
122000 Sueldos base al personal eventual	\$417,007.61	\$20,000.00	\$18,568.00	\$21,000.00	\$43,667.00	\$54,600.00	\$31,266.00	\$25,600.00	\$29,833.00	\$12,116.67	\$53,793.00	\$5,300.00	\$76,731.60	\$392,475.27	\$25,332.34
122003 Lista de Raya	\$417,007.61	\$20,000.00	\$18,568.00	\$21,000.00	\$43,667.00	\$54,600.00	\$31,266.00	\$25,600.00	\$29,833.00	\$12,116.67	\$53,793.00	\$5,300.00	\$76,731.60	\$392,475.27	\$25,332.34
130000 Remuneraciones adicionales y especiales:	\$8,034.33	\$8,034.33	\$0.00	\$0.00	\$0.00	\$0.00	\$0.00	\$0.00	\$0.00	\$0.00	\$0.00	\$0.00	\$0.00	\$8,034.33	\$0.00
134000 Compensaciones	\$8,034.33	\$8,034.33	\$0.00	\$0.00	\$0.00	\$0.00	\$0.00	\$0.00	\$0.00	\$0.00	\$0.00	\$0.00	\$0.00	\$8,034.33	\$0.00
134001 Compensaciones	\$8,034.33	\$8,034.33	\$0.00	\$0.00	\$0.00	\$0.00	\$0.00	\$0.00	\$0.00	\$0.00	\$0.00	\$0.00	\$0.00	\$8,034.33	\$0.00
150000 Otras prestaciones sociales y económica	\$278,016.04	\$37,345.02	\$30,285.02	\$26,275.00	\$36,813.00	\$13,273.00	\$6,000.00	\$54,271.00	\$52,216.00	\$0.00	\$3,340.00	\$17,248.00	\$950.00	\$278,016.04	\$0.00
159000 Otras prestaciones sociales y económicas	\$278,016.04	\$37,345.02	\$30,285.02	\$26,275.00	\$36,813.00	\$13,273.00	\$6,000.00	\$54,271.00	\$52,216.00	\$0.00	\$3,340.00	\$17,248.00	\$950.00	\$278,016.04	\$0.00
159002 Otras Prestaciones	\$278,016.04	\$37,345.02	\$30,285.02	\$26,275.00	\$36,813.00	\$13,273.00	\$6,000.00	\$54,271.00	\$52,216.00	\$0.00	\$3,340.00	\$17,248.00	\$950.00	\$278,016.04	\$0.00
200000 MATERIALES Y SUMINISTROS	\$1,555,835.38	\$184,915.20	\$237,177.36	\$150,507.80	\$23,208.58	\$95,175.56	\$65,840.11	\$25,533.00	\$237,727.40	\$1,956.92	\$182,040.22	\$253,626.86	\$55,025.35	\$1,520,734.36	\$35,101.02
210000 Materiales de administración, emisión de	\$1,042,642.36	\$179,359.20	\$229,793.00	\$78,143.44	\$0.00	\$91,736.16	\$4,518.07	\$0.00	\$189,524.06	\$1,956.92	\$148,401.75	\$79,385.00	\$4,722.94	\$1,007,541.34	\$35,101.02
211000 Materiales, útiles y equipos menores de ofi	\$362,670.91	\$100,943.20	\$114,962.10	\$1,388.92	\$0.00	\$2,698.16	\$4,518.07	\$0.00	\$72,560.32	\$1,956.92	\$18,982.06	\$8,085.20	\$1,474.94	\$327,569.89	\$35,101.02
211001 Material de Oficina	\$362,670.91	\$100,943.20	\$114,962.10	\$1,388.92	\$0.00	\$2,698.16	\$4,518.07	\$0.00	\$72,560.32	\$1,956.92	\$18,982.06	\$8,085.20	\$1,474.94	\$327,569.89	\$35,101.02
212000 Materiales y útiles de impresión y reproduc	\$452,450.89	\$15,660.00	\$52,417.10	\$72,056.52	\$0.00	\$89,038.00	\$0.00	\$0.00	\$87,505.16	\$0.00	\$107,495.69	\$25,030.40	\$3,248.00	\$452,450.89	\$0.00
212001 Materiales y Útiles de Impresión	\$452,450.89	\$15,660.00	\$52,417.10	\$72,056.52	\$0.00	\$89,038.00	\$0.00	\$0.00	\$87,505.16	\$0.00	\$107,495.69	\$25,030.40	\$3,248.00	\$452,450.89	\$0.00
214000 Materiales, útiles y equipos menores de te	\$12,818.00	\$0.00	\$0.00	\$4,698.00	\$0.00	\$0.00	\$0.00	\$0.00	\$0.00	\$0.00	\$0.00	\$8,120.00	\$0.00	\$12,818.00	\$0.00
214001 Material para Bienes Informáticos	\$12,818.00	\$0.00	\$0.00	\$4,698.00	\$0.00	\$0.00	\$0.00	\$0.00	\$0.00	\$0.00	\$0.00	\$8,120.00	\$0.00	\$12,818.00	\$0.00
216000 Material de limpieza	\$204,468.56	\$62,756.00	\$62,413.80	\$0.00	\$0.00	\$0.00	\$0.00	\$0.00	\$29,459.36	\$0.00	\$21,924.00	\$27,915.40	\$0.00	\$204,468.56	\$0.00
216001 Material de Limpieza	\$204,468.56	\$62,756.00	\$62,413.80	\$0.00	\$0.00	\$0.00	\$0.00	\$0.00	\$29,459.36	\$0.00	\$21,924.00	\$27,915.40	\$0.00	\$204,468.56	\$0.00
217000 Materiales y útiles de enseñanza	\$10,234.00	\$0.00	\$0.00	\$0.00	\$0.00	\$0.00	\$0.00	\$0.00	\$0.00	\$0.00	\$0.00	\$10,234.00	\$0.00	\$10,234.00	\$0.00
217001 Material Didáctico	\$10,234.00	\$0.00	\$0.00	\$0.00	\$0.00	\$0.00	\$0.00	\$0.00	\$0.00	\$0.00	\$0.00	\$10,234.00	\$0.00	\$10,234.00	\$0.00
220000 Alimentos y utensilios	\$13,523.28	\$800.00	\$3,600.00	\$3,000.00	\$0.00	\$0.00	\$196.80	\$0.00	\$0.00	\$0.00	\$4,698.48	\$928.00	\$300.00	\$13,523.28	\$0.00
221000 Productos alimenticios para personas	\$13,523.28	\$800.00	\$3,600.00	\$3,000.00	\$0.00	\$0.00	\$196.80	\$0.00	\$0.00	\$0.00	\$4,698.48	\$928.00	\$300.00	\$13,523.28	\$0.00
221001 Alimentación de Personas	\$13,523.28	\$800.00	\$3,600.00	\$3,000.00	\$0.00	\$0.00	\$196.80	\$0.00	\$0.00	\$0.00	\$4,698.48	\$928.00	\$300.00	\$13,523.28	\$0.00
240000 Materiales y artículos de construcción y c	\$215,127.77	\$0.00	\$0.00	\$0.00	\$0.00	\$2,064.80	\$41,089.52	\$24,273.00	\$17,868.54	\$0.00	\$3,999.99	\$122,770.74	\$3,061.18	\$215,127.77	\$0.00
246000 Material eléctrico y electrónico	\$215,127.77	\$0.00	\$0.00	\$0.00	\$0.00	\$2,064.80	\$41,089.52	\$24,273.00	\$17,868.54	\$0.00	\$3,999.99	\$122,770.74	\$3,061.18	\$215,127.77	\$0.00
246001 Material Eléctrico	\$215,127.77	\$0.00	\$0.00	\$0.00	\$0.00	\$2,064.80	\$41,089.52	\$24,273.00	\$17,868.54	\$0.00	\$3,999.99	\$122,770.74	\$3,061.18	\$215,127.77	\$0.00
250000 Productos químicos, farmacéuticos y de	\$138,077.01	\$0.00	\$0.00	\$73,398.00	\$0.00	\$0.00	\$12,621.00	\$1,260.00	\$0.00	\$0.00	\$17,052.00	\$31,656.01	\$2,090.00	\$138,077.01	\$0.00
253000 Medicinas y productos farmacéuticos	\$138,077.01	\$0.00	\$0.00	\$73,398.00	\$0.00	\$0.00	\$12,621.00	\$1,260.00	\$0.00	\$0.00	\$17,052.00	\$31,656.01	\$2,090.00	\$138,077.01	\$0.00
253001 Medicinas y Productos Farmacéuticos	\$138,077.01	\$0.00	\$0.00	\$73,398.00	\$0.00	\$0.00	\$12,621.00	\$1,260.00	\$0.00	\$0.00	\$17,052.00	\$31,656.01	\$2,090.00	\$138,077.01	\$0.00
254000 Materiales, accesorios y suministros médic	\$79,216.01	\$0.00	\$0.00	\$37,120.00	\$0.00	\$0.00	\$0.00	\$0.00	\$0.00	\$0.00	\$16,240.00	\$25,856.01	\$0.00	\$79,216.01	\$0.00
254001 Materiales y Suministros Médicos	\$79,216.01	\$0.00	\$0.00	\$37,120.00	\$0.00	\$0.00	\$0.00	\$0.00	\$0.00	\$0.00	\$16,240.00	\$25,856.01	\$0.00	\$79,216.01	\$0.00
260000 Combustibles, lubricantes y aditivos	\$40,393.00	\$0.00	\$0.00	\$8.00	\$0.00	\$0.00	\$0.00	\$0.00	\$0.00	\$0.00	\$0.00	\$0.00	\$40,393.00	\$40,393.00	\$0.00
261000 Combustibles, lubricantes y aditivos	\$40,393.00	\$0.00	\$0.00	\$8.00	\$0.00	\$0.00	\$0.00	\$0.00	\$0.00	\$0.00	\$0.00	\$0.00	\$40,393.00	\$40,393.00	\$0.00
261001 Combustibles y Lubricantes vehículos y eq	\$40,393.00	\$0.00	\$0.00	\$8.00	\$0.00	\$0.00	\$0.00	\$0.00	\$0.00	\$0.00	\$0.00	\$0.00	\$40,393.00	\$40,393.00	\$0.00
270000 Vestuario, blancos, prendas de protecció	\$68,760.33	\$0.00	\$0.00	\$1,097.83	\$23,208.58	\$0.00	\$7,414.72	\$0.00	\$20,184.00	\$0.00	\$7,888.00	\$8,975.20	\$0.00	\$68,760.33	\$0.00




MUNICIPIO DE FRANCISCO I. MADERO, HIDALGO
HIDALGO
Analítico Mensual de Egresos Pagados por Fuente de Financiamiento al 31/dic./2020
(Cuentas con Movimientos)
(Cifras en pesos y centavos)

Fecha y hora de Impresión | 23/abr./2021
 01:44 p. m.

Usu: SUPERVISOR
 Rep: rptAnaliticoPresupuestoEgresos_FF

Objeto del Gasto	Presupuesto Vigente	Ene	Feb	Mar	Abr	May	Jun	Jul	Ago	Sep	Oct	Nov	Dic	Total	Diferencia (Vigente - Total)
271000 Vestuario y uniformes	\$20,153.96	\$0.00	\$0.00	\$265.76	\$11,977.00	\$0.00	\$0.00	\$0.00	\$0.00	\$0.00	\$7,888.00	\$23.20	\$0.00	\$20,153.96	\$0.00
271001 Vestuario, Uniformes	\$20,153.96	\$0.00	\$0.00	\$265.76	\$11,977.00	\$0.00	\$0.00	\$0.00	\$0.00	\$0.00	\$7,888.00	\$23.20	\$0.00	\$20,153.96	\$0.00
272000 Prendas de seguridad y protección persona	\$48,614.37	\$0.00	\$0.00	\$832.07	\$11,231.58	\$0.00	\$7,414.72	\$0.00	\$20,184.00	\$0.00	\$0.00	\$8,952.00	\$0.00	\$48,614.37	\$0.00
272001 Prendas de Protección	\$48,614.37	\$0.00	\$0.00	\$832.07	\$11,231.58	\$0.00	\$7,414.72	\$0.00	\$20,184.00	\$0.00	\$0.00	\$8,952.00	\$0.00	\$48,614.37	\$0.00
280000 Materiales y suministros para seguridad	\$684.00	\$0.00	\$684.00	\$0.00	\$0.00	\$0.00	\$0.00	\$0.00	\$0.00	\$0.00	\$0.00	\$0.00	\$0.00	\$684.00	\$0.00
283000 Prendas de protección para seguridad públ	\$684.00	\$0.00	\$684.00	\$0.00	\$0.00	\$0.00	\$0.00	\$0.00	\$0.00	\$0.00	\$0.00	\$0.00	\$0.00	\$684.00	\$0.00
283001 Prendas de protección para seguridad públ	\$684.00	\$0.00	\$684.00	\$0.00	\$0.00	\$0.00	\$0.00	\$0.00	\$0.00	\$0.00	\$0.00	\$0.00	\$0.00	\$684.00	\$0.00
290000 Herramientas, refacciones y accesorios n	\$36,619.63	\$4,756.00	\$3,100.36	\$2,868.53	\$0.00	\$1,374.60	\$0.00	\$0.00	\$10,150.00	\$0.00	\$0.00	\$9,911.91	\$4,450.23	\$36,619.63	\$0.00
291000 Herramientas menores	\$27,352.99	\$4,756.00	\$2,757.00	\$2,746.73	\$0.00	\$0.00	\$0.00	\$0.00	\$4,756.00	\$0.00	\$0.00	\$9,021.03	\$3,316.23	\$27,352.99	\$0.00
291001 Herramientas Menores	\$27,352.99	\$4,756.00	\$2,757.00	\$2,746.73	\$0.00	\$0.00	\$0.00	\$0.00	\$4,756.00	\$0.00	\$0.00	\$9,021.03	\$3,316.23	\$27,352.99	\$0.00
294000 Refacciones y accesorios menores de equi	\$8,124.64	\$0.00	\$343.36	\$121.80	\$0.00	\$1,374.60	\$0.00	\$0.00	\$5,394.00	\$0.00	\$0.00	\$890.88	\$0.00	\$8,124.64	\$0.00
294001 Refacciones y accesorios menores de equi	\$8,124.64	\$0.00	\$343.36	\$121.80	\$0.00	\$1,374.60	\$0.00	\$0.00	\$5,394.00	\$0.00	\$0.00	\$890.88	\$0.00	\$8,124.64	\$0.00
296000 Refacciones y accesorios menores de equi	\$1,142.00	\$0.00	\$0.00	\$0.00	\$0.00	\$0.00	\$0.00	\$0.00	\$0.00	\$0.00	\$0.00	\$0.00	\$1,142.00	\$1,142.00	\$0.00
296001 Refacciones y accesorios menores de equi	\$1,142.00	\$0.00	\$0.00	\$0.00	\$0.00	\$0.00	\$0.00	\$0.00	\$0.00	\$0.00	\$0.00	\$0.00	\$1,142.00	\$1,142.00	\$0.00
300000 SERVICIOS GENERALES	\$3,254,556.61	\$202,467.07	\$615,463.66	\$597,450.20	\$267,461.12	\$54,521.65	\$86,731.58	\$106,992.77	\$278,133.46	\$9,385.81	\$184,161.41	\$453,035.05	\$303,752.02	\$3,229,556.61	\$25,000.00
310000 Servicios básicos	\$75,321.75	\$2,794.00	\$2,794.00	\$33,557.23	\$2,794.00	\$2,794.00	\$12,837.00	\$2,794.00	\$4,176.72	\$2,797.00	\$2,794.00	\$2,794.00	\$2,395.00	\$75,321.75	\$0.00
313000 Agua	\$40,877.03	\$0.00	\$0.00	\$30,833.23	\$0.00	\$0.00	\$10,043.80	\$0.00	\$0.00	\$0.00	\$0.00	\$0.00	\$0.00	\$40,877.03	\$0.00
313001 Servicio de Agua	\$40,877.03	\$0.00	\$0.00	\$30,833.23	\$0.00	\$0.00	\$10,043.80	\$0.00	\$0.00	\$0.00	\$0.00	\$0.00	\$0.00	\$40,877.03	\$0.00
314000 Telefonía tradicional	\$33,062.00	\$2,794.00	\$2,794.00	\$2,724.00	\$2,794.00	\$2,794.00	\$2,794.00	\$2,794.00	\$2,794.00	\$2,797.00	\$2,794.00	\$2,794.00	\$2,395.00	\$33,062.00	\$0.00
314001 Servicio Telefónico Tradicional	\$33,062.00	\$2,794.00	\$2,794.00	\$2,724.00	\$2,794.00	\$2,794.00	\$2,794.00	\$2,794.00	\$2,794.00	\$2,797.00	\$2,794.00	\$2,794.00	\$2,395.00	\$33,062.00	\$0.00
319000 Servicios integrales y otros servicios	\$1,382.72	\$0.00	\$0.00	\$0.00	\$0.00	\$0.00	\$0.00	\$0.00	\$1,382.72	\$0.00	\$0.00	\$0.00	\$0.00	\$1,382.72	\$0.00
319001 Servicios integrales y otros servicios	\$1,382.72	\$0.00	\$0.00	\$0.00	\$0.00	\$0.00	\$0.00	\$0.00	\$1,382.72	\$0.00	\$0.00	\$0.00	\$0.00	\$1,382.72	\$0.00
330000 Servicios profesionales, científicos, técni	\$178,907.34	\$43,396.00	\$0.00	\$565.00	\$0.00	\$0.00	\$23,000.00	\$12,338.00	\$0.00	\$0.00	\$30,614.60	\$16,193.76	\$27,799.98	\$153,907.34	\$25,000.00
331000 Servicios legales, de contabilidad, auditoría	\$121,283.76	\$43,396.00	\$0.00	\$565.00	\$0.00	\$0.00	\$23,000.00	\$12,338.00	\$0.00	\$0.00	\$791.00	\$16,193.76	\$0.00	\$96,283.76	\$25,000.00
331001 Servicios legales	\$121,283.76	\$43,396.00	\$0.00	\$565.00	\$0.00	\$0.00	\$23,000.00	\$12,338.00	\$0.00	\$0.00	\$791.00	\$16,193.76	\$0.00	\$96,283.76	\$25,000.00
334000 Servicios de capacitación	\$57,623.58	\$0.00	\$0.00	\$0.00	\$0.00	\$0.00	\$0.00	\$0.00	\$0.00	\$0.00	\$29,823.60	\$0.00	\$27,799.98	\$57,623.58	\$0.00
334001 Capacitación	\$57,623.58	\$0.00	\$0.00	\$0.00	\$0.00	\$0.00	\$0.00	\$0.00	\$0.00	\$0.00	\$29,823.60	\$0.00	\$27,799.98	\$57,623.58	\$0.00
340000 Servicios financieros, bancarios y comer	\$19,388.51	\$0.00	\$0.00	\$0.00	\$1,044.00	\$0.00	\$0.00	\$0.00	\$5,098.20	\$0.00	\$13,246.31	\$0.00	\$0.00	\$19,388.51	\$0.00
345000 Seguro de bienes patrimoniales	\$13,246.31	\$0.00	\$0.00	\$0.00	\$0.00	\$0.00	\$0.00	\$0.00	\$0.00	\$0.00	\$13,246.31	\$0.00	\$0.00	\$13,246.31	\$0.00
345001 Seguros	\$13,246.31	\$0.00	\$0.00	\$0.00	\$0.00	\$0.00	\$0.00	\$0.00	\$0.00	\$0.00	\$13,246.31	\$0.00	\$0.00	\$13,246.31	\$0.00
349000 Servicios financieros, bancarios y comercia	\$6,142.20	\$0.00	\$0.00	\$0.00	\$1,044.00	\$0.00	\$0.00	\$0.00	\$5,098.20	\$0.00	\$0.00	\$0.00	\$0.00	\$6,142.20	\$0.00
349001 Servicios financieros, bancarios y comercia	\$6,142.20	\$0.00	\$0.00	\$0.00	\$1,044.00	\$0.00	\$0.00	\$0.00	\$5,098.20	\$0.00	\$0.00	\$0.00	\$0.00	\$6,142.20	\$0.00
350000 Servicios de Instalación, reparación, man	\$2,481,541.84	\$96,586.67	\$527,368.86	\$535,950.63	\$242,521.62	\$39,798.25	\$22,357.79	\$90,860.77	\$261,694.54	\$1,508.80	\$93,864.00	\$290,189.03	\$278,750.18	\$2,481,541.84	\$0.00
351000 Conservación y mantenimiento menor de in	\$1,411,109.90	\$17,890.68	\$341,849.26	\$402,546.25	\$69,944.09	\$11,788.00	\$22,357.79	\$21,413.41	\$100,104.33	\$1,030.80	\$51,121.00	\$168,252.23	\$202,812.06	\$1,411,109.90	\$0.00
351001 Conservación y mantenimiento menor de in	\$1,411,109.90	\$17,890.68	\$341,849.26	\$402,546.25	\$69,944.09	\$11,788.00	\$22,357.79	\$21,413.41	\$100,104.33	\$1,030.80	\$51,121.00	\$168,252.23	\$202,812.06	\$1,411,109.90	\$0.00
352000 Instalación, reparación y mantenimiento de	\$27,941.40	\$0.00	\$0.00	\$6,000.00	\$0.00	\$0.00	\$0.00	\$0.00	\$0.00	\$0.00	\$21,941.40	\$0.00	\$0.00	\$27,941.40	\$0.00
352001 Mantenimiento de Mobiliario y Equipo de Ac	\$2,041.60	\$0.00	\$0.00	\$0.00	\$0.00	\$0.00	\$0.00	\$0.00	\$0.00	\$0.00	\$2,041.60	\$0.00	\$0.00	\$2,041.60	\$0.00
352002 Mantenimiento de Equipo y Aparatos de Cr	\$25,899.80	\$0.00	\$0.00	\$6,000.00	\$0.00	\$0.00	\$0.00	\$0.00	\$0.00	\$0.00	\$19,899.80	\$0.00	\$0.00	\$25,899.80	\$0.00
355000 Reparación y mantenimiento de equipo de t	\$1,019,248.94	\$78,695.99	\$185,519.60	\$120,049.98	\$172,577.43	\$28,010.25	\$0.00	\$62,290.16	\$160,082.21	\$558.00	\$20,802.40	\$121,946.80	\$68,716.12	\$1,019,248.94	\$0.00
355001 Mantenimiento de Vehículos	\$1,019,248.94	\$78,695.99	\$185,519.60	\$120,049.98	\$172,577.43	\$28,010.25	\$0.00	\$62,290.16	\$160,082.21	\$558.00	\$20,802.40	\$121,946.80	\$68,716.12	\$1,019,248.94	\$0.00



MUNICIPIO DE FRANCISCO I. MADERO, HIDALGO
HIDALGO
Análítico Mensual de Egresos Pagados por Fuente de Financiamiento al 31/dic./2020
(Cuentas con Movimientos)
(Cifras en pesos y centavos)

Usu: SUPERVISOR
 Rep: rptAnalíticoPresupuestoEgresos_FF

Fecha y hora de Impresión | 23/abr./2021 | 01:44 p. m.

Objeto del Gasto		Presupuesto Vigente	Ene	Feb	Mar	Abr	May	Jun	Jul	Ago	Sep	Oct	Nov	Dic	Total	Diferencia (Vigente - Total)
357000	Instalación, reparación y mantenimiento de	\$23,241.60	\$0.00	\$0.00	\$7,354.40	\$0.00	\$0.00	\$0.00	\$7,157.20	\$1,508.00	\$0.00	\$0.00	\$0.00	\$7,222.00	\$23,241.60	\$0.00
357001	Mantenimiento de Maquinaria y Equipo	\$23,241.60	\$0.00	\$0.00	\$7,354.40	\$0.00	\$0.00	\$0.00	\$7,157.20	\$1,508.00	\$0.00	\$0.00	\$0.00	\$7,222.00	\$23,241.60	\$0.00
360000	Servicios de comunicación social y publi	\$100,926.05	\$14,662.40	\$11,240.40	\$0.00	\$2,854.00	\$11,929.40	\$1,972.00	\$0.00	\$6,264.00	\$0.00	\$1,462.64	\$42,529.87	\$8,011.34	\$100,926.05	\$0.00
361000	Difusión por radi, televisión y otros medio	\$100,926.05	\$14,662.40	\$11,240.40	\$0.00	\$2,854.00	\$11,929.40	\$1,972.00	\$0.00	\$6,264.00	\$0.00	\$1,462.64	\$42,529.87	\$8,011.34	\$100,926.05	\$0.00
361001	Difusión de programas y actividades gubern	\$100,926.05	\$14,662.40	\$11,240.40	\$0.00	\$2,854.00	\$11,929.40	\$1,972.00	\$0.00	\$6,264.00	\$0.00	\$1,462.64	\$42,529.87	\$8,011.34	\$100,926.05	\$0.00
380000	Servicios oficiales	\$386,334.12	\$45,028.00	\$74,060.40	\$27,377.34	\$8,247.60	\$0.00	\$1,000.00	\$900.00	\$5,000.01	\$35,993.06	\$101,319.19	\$60,844.52	\$386,334.12	\$0.00	
382000	Gastos de orden social y cultural	\$386,334.12	\$45,028.00	\$74,060.40	\$27,377.34	\$8,247.60	\$0.00	\$26,564.00	\$1,000.00	\$900.00	\$5,000.01	\$35,993.06	\$101,319.19	\$60,844.52	\$386,334.12	\$0.00
382001	Gastos de orden social	\$386,334.12	\$45,028.00	\$74,060.40	\$27,377.34	\$8,247.60	\$0.00	\$26,564.00	\$1,000.00	\$900.00	\$5,000.01	\$35,993.06	\$101,319.19	\$60,844.52	\$386,334.12	\$0.00
390000	Otros servicios generales	\$12,137.00	\$0.00	\$0.00	\$0.00	\$0.00	\$0.00	\$0.00	\$0.00	\$0.00	\$0.00	\$6,186.00	\$0.00	\$5,951.00	\$12,137.00	\$0.00
392000	Impuestos y derechos	\$6,186.00	\$0.00	\$0.00	\$0.00	\$0.00	\$0.00	\$0.00	\$0.00	\$0.00	\$0.00	\$6,186.00	\$0.00	\$5,951.00	\$6,186.00	\$0.00
392005	Pago de otros impuestos	\$6,186.00	\$0.00	\$0.00	\$0.00	\$0.00	\$0.00	\$0.00	\$0.00	\$0.00	\$0.00	\$6,186.00	\$0.00	\$5,951.00	\$6,186.00	\$0.00
396000	Otros gastos por responsabilidades	\$5,951.00	\$0.00	\$0.00	\$0.00	\$0.00	\$0.00	\$0.00	\$0.00	\$0.00	\$0.00	\$0.00	\$0.00	\$5,951.00	\$5,951.00	\$0.00
396001	Otros gastos por responsabilidades	\$5,951.00	\$0.00	\$0.00	\$0.00	\$0.00	\$0.00	\$0.00	\$0.00	\$0.00	\$0.00	\$0.00	\$0.00	\$5,951.00	\$5,951.00	\$0.00
400000	TRANSFERENCIAS, ASIGNACIONES	\$2,666,768.07	\$52,884.43	\$423,059.89	\$532,473.08	\$88,425.52	\$21,391.50	\$75,655.00	\$68,304.16	\$211,411.18	\$39,124.20	\$115,747.40	\$306,990.77	\$341,752.12	\$2,277,219.25	\$389,538.82
440000	Ayudas sociales	\$2,666,768.07	\$52,884.43	\$423,059.89	\$532,473.08	\$88,425.52	\$21,391.50	\$75,655.00	\$68,304.16	\$211,411.18	\$39,124.20	\$115,747.40	\$306,990.77	\$341,752.12	\$2,277,219.25	\$389,538.82
441000	Ayudas sociales a personas	\$204,319.54	\$7,496.00	\$15,940.88	\$45,369.00	\$1,250.00	\$13,220.00	\$2,500.00	\$34,980.48	\$23,282.92	\$0.00	\$3,802.00	\$113,492.00	-\$57,013.74	\$204,319.54	\$0.00
441001	Ayudas sociales a personas	\$204,319.54	\$7,496.00	\$15,940.88	\$45,369.00	\$1,250.00	\$13,220.00	\$2,500.00	\$34,980.48	\$23,282.92	\$0.00	\$3,802.00	\$113,492.00	-\$57,013.74	\$204,319.54	\$0.00
443000	Ayudas sociales a Instituciones de enseñar	\$259,649.18	\$6,154.76	\$25,140.84	\$55,194.80	\$0.00	\$0.00	\$0.00	\$1,189.00	\$1,868.98	\$39,124.20	\$32,291.70	\$73,225.70	\$25,459.20	\$259,649.18	\$0.00
443001	Ayudas sociales a Instituciones de enseñar	\$259,649.18	\$6,154.76	\$25,140.84	\$55,194.80	\$0.00	\$0.00	\$0.00	\$1,189.00	\$1,868.98	\$39,124.20	\$32,291.70	\$73,225.70	\$25,459.20	\$259,649.18	\$0.00
444000	Ayudas sociales a actividades científicas o	\$24,919.50	\$0.00	\$0.00	\$0.00	\$0.00	\$2,719.50	\$0.00	\$0.00	\$0.00	\$0.00	\$0.00	\$0.00	\$22,200.00	\$24,919.50	\$0.00
444001	Ayudas sociales a actividades científicas o	\$24,919.50	\$0.00	\$0.00	\$0.00	\$0.00	\$2,719.50	\$0.00	\$0.00	\$0.00	\$0.00	\$0.00	\$0.00	\$22,200.00	\$24,919.50	\$0.00
445000	Ayudas sociales a instituciones sin fines de	\$124,745.68	\$0.00	\$3,480.00	\$12,580.00	\$15,776.00	\$3,480.00	\$0.00	\$0.00	\$6,960.00	\$0.00	\$26,128.01	\$1,381.67	\$54,960.00	\$124,745.68	\$0.00
445001	Subsidios para el Fomento Deportivo	\$14,900.00	\$0.00	\$0.00	\$9,100.00	\$5,800.00	\$0.00	\$0.00	\$0.00	\$0.00	\$0.00	\$0.00	\$0.00	\$0.00	\$14,900.00	\$0.00
445002	Subsidios a organizaciones diversas	\$109,845.68	\$0.00	\$3,480.00	\$3,480.00	\$9,976.00	\$3,480.00	\$0.00	\$0.00	\$6,960.00	\$0.00	\$26,128.01	\$1,381.67	\$54,960.00	\$109,845.68	\$0.00
446000	Ayudas sociales a cooperativas	\$2,053,124.17	\$39,233.67	\$378,498.17	\$419,329.28	\$71,389.52	\$1,972.00	\$73,155.00	\$32,134.68	\$179,299.28	\$0.00	\$53,525.69	\$118,891.40	\$298,146.66	\$1,663,585.35	\$389,538.82
446001	Ayudas sociales a cooperativas	\$2,053,124.17	\$39,233.67	\$378,498.17	\$419,329.28	\$71,389.52	\$1,972.00	\$73,155.00	\$32,134.68	\$179,299.28	\$0.00	\$53,525.69	\$118,891.40	\$298,146.66	\$1,663,585.35	\$389,538.82
500000	BIENES MUEBLES, INMUEBLES E IN	\$180,898.74	\$0.00	\$0.00	\$0.00	\$0.00	\$3,790.20	\$19,181.00	\$26,694.14	\$0.00	\$0.00	\$118,809.40	\$19,024.00	-\$5,800.00	\$180,898.74	\$0.00
510000	Mobiliario y equipo de administración	\$67,573.60	\$0.00	\$0.00	\$0.00	\$0.00	\$0.00	\$19,181.00	\$5,376.60	\$0.00	\$0.00	\$29,792.00	\$19,024.00	-\$5,800.00	\$67,573.60	\$0.00
511000	Muebles de oficina y estantería	\$26,216.00	\$0.00	\$0.00	\$0.00	\$0.00	\$0.00	\$0.00	\$0.00	\$0.00	\$0.00	\$12,992.00	\$19,024.00	-\$5,800.00	\$26,216.00	\$0.00
511001	Muebles de oficina y estantería	\$26,216.00	\$0.00	\$0.00	\$0.00	\$0.00	\$0.00	\$0.00	\$0.00	\$0.00	\$0.00	\$12,992.00	\$19,024.00	-\$5,800.00	\$26,216.00	\$0.00
515000	Equipo de cómputo y de tecnología de la in	\$41,357.60	\$0.00	\$0.00	\$0.00	\$0.00	\$0.00	\$19,181.00	\$5,376.60	\$0.00	\$0.00	\$16,800.00	\$0.00	\$0.00	\$41,357.60	\$0.00
515001	Bienes informáticos	\$41,357.60	\$0.00	\$0.00	\$0.00	\$0.00	\$0.00	\$19,181.00	\$5,376.60	\$0.00	\$0.00	\$16,800.00	\$0.00	\$0.00	\$41,357.60	\$0.00
560000	Maquinaria, otros equipos y herramientas	\$113,325.14	\$0.00	\$0.00	\$0.00	\$0.00	\$3,790.20	\$0.00	\$21,317.54	\$0.00	\$0.00	\$88,217.40	\$0.00	\$0.00	\$113,325.14	\$0.00
563000	Maquinaria y equipo de construcción	\$57,727.40	\$0.00	\$0.00	\$0.00	\$0.00	\$0.00	\$0.00	\$0.00	\$0.00	\$0.00	\$57,727.40	\$0.00	\$0.00	\$57,727.40	\$0.00
563001	Equipo de Construcción	\$57,727.40	\$0.00	\$0.00	\$0.00	\$0.00	\$0.00	\$0.00	\$0.00	\$0.00	\$0.00	\$57,727.40	\$0.00	\$0.00	\$57,727.40	\$0.00
564000	Sistemas de aire acondicionado, calefacció	\$27,840.00	\$0.00	\$0.00	\$0.00	\$0.00	\$0.00	\$0.00	\$0.00	\$0.00	\$0.00	\$27,840.00	\$0.00	\$0.00	\$27,840.00	\$0.00
564001	Sistemas de aire acondicionado, calefacció	\$27,840.00	\$0.00	\$0.00	\$0.00	\$0.00	\$0.00	\$0.00	\$0.00	\$0.00	\$0.00	\$27,840.00	\$0.00	\$0.00	\$27,840.00	\$0.00
565000	Equipo de comunicación y telecomunicació	\$21,317.54	\$0.00	\$0.00	\$0.00	\$0.00	\$0.00	\$0.00	\$21,317.54	\$0.00	\$0.00	\$0.00	\$0.00	\$0.00	\$21,317.54	\$0.00
565001	Equipos y Aparatos de Comunicación y Tel	\$21,317.54	\$0.00	\$0.00	\$0.00	\$0.00	\$0.00	\$0.00	\$21,317.54	\$0.00	\$0.00	\$0.00	\$0.00	\$0.00	\$21,317.54	\$0.00
567000	Herramientas y máquinas-herramienta	\$6,440.20	\$0.00	\$0.00	\$0.00	\$0.00	\$3,790.20	\$0.00	\$0.00	\$0.00	\$0.00	\$2,650.00	\$0.00	\$0.00	\$6,440.20	\$0.00


2020-2024

2020-2024

2020-2024

MUNICIPIO DE FRANCISCO I. MADERO, HIDALGO
HIDALGO
Análitico Mensual de Egresos Pagados por Fuente de Financiamiento al 31/dic./2020
(Cuentas con Movimientos)
(Cifras en pesos y centavos)

Objeto del Gasto	Presupuesto Vigente	Ene	Feb	Mar	Abr	May	Jun	Jul	Ago	Sep	Oct	Nov	Dic	Total	Diferencia (Vigente - Total)
587001 Herramientas y Máquinas-Herramientas	\$6,440.20	\$0.00	\$0.00	\$0.00	\$0.00	\$3,790.20	\$0.00	\$0.00	\$0.00	\$0.00	\$2,650.00	\$0.00	\$0.00	\$6,440.20	\$0.00
RECURSOS PROPIOS 2020	\$8,361,906.70	\$505,646.05	\$1,324,553.93	\$1,335,706.08	\$449,575.22	\$242,751.91	\$284,673.70	\$307,395.07	\$899,321.04	\$62,583.60	\$657,091.43	\$1,055,225.48	\$852,411.09	\$7,886,934.60	\$474,972.10
1122 BENEFICIARIOS FAISM 2018															
900000 DEUDA PUBLICA	\$182,062.12	\$0.00	\$0.00	\$0.00	\$151,248.84	\$10,763.31	\$0.00	\$0.00	\$0.00	\$0.00	\$20,049.97	\$0.00	\$0.00	\$182,062.12	\$0.00
990000 Adeudos de ejercicios fiscales anteriores	\$182,062.12	\$0.00	\$0.00	\$0.00	\$151,248.84	\$10,763.31	\$0.00	\$0.00	\$0.00	\$0.00	\$20,049.97	\$0.00	\$0.00	\$182,062.12	\$0.00
991000 ADEFAS	\$182,062.12	\$0.00	\$0.00	\$0.00	\$151,248.84	\$10,763.31	\$0.00	\$0.00	\$0.00	\$0.00	\$20,049.97	\$0.00	\$0.00	\$182,062.12	\$0.00
991001 Adeudos de ejercicios fiscales anteriores (A)	\$182,062.12	\$0.00	\$0.00	\$0.00	\$151,248.84	\$10,763.31	\$0.00	\$0.00	\$0.00	\$0.00	\$20,049.97	\$0.00	\$0.00	\$182,062.12	\$0.00
BENEFICIARIOS FAISM 2018	\$182,062.12	\$0.00	\$0.00	\$0.00	\$151,248.84	\$10,763.31	\$0.00	\$0.00	\$0.00	\$0.00	\$20,049.97	\$0.00	\$0.00	\$182,062.12	\$0.00
1123 BENEFICIARIOS FAISM 2019															
600000 INVERSION PUBLICA	\$183,661.60	\$6,133.21	\$7,257.51	\$26,807.52	\$40,300.77	\$0.00	\$13,111.92	\$17,707.91	\$5,533.18	\$0.00	\$0.00	\$0.00	\$0.00	\$116,852.02	\$66,809.58
610000 Obra pública en bienes de dominio público	\$183,661.60	\$6,133.21	\$7,257.51	\$26,807.52	\$40,300.77	\$0.00	\$13,111.92	\$17,707.91	\$5,533.18	\$0.00	\$0.00	\$0.00	\$0.00	\$116,852.02	\$66,809.58
613000 Construcción de obras para el abastecimie	\$25,431.07	\$6,133.21	\$4,948.51	\$0.00	\$2,316.11	\$0.00	\$2,259.35	\$0.00	\$0.00	\$0.00	\$0.00	\$0.00	\$0.00	\$15,657.18	\$9,773.89
613001 Construcción de obras para el abastecimie	\$25,431.07	\$6,133.21	\$4,948.51	\$0.00	\$2,316.11	\$0.00	\$2,259.35	\$0.00	\$0.00	\$0.00	\$0.00	\$0.00	\$0.00	\$15,657.18	\$9,773.89
614000 División de terrenos y construcción de obra	\$118,773.50	\$0.00	\$2,309.00	\$20,542.18	\$24,533.53	\$0.00	\$10,852.57	\$17,707.91	\$5,533.18	\$0.00	\$0.00	\$0.00	\$0.00	\$81,478.37	\$37,295.13
614001 División de terrenos y construcción de obra	\$118,773.50	\$0.00	\$2,309.00	\$20,542.18	\$24,533.53	\$0.00	\$10,852.57	\$17,707.91	\$5,533.18	\$0.00	\$0.00	\$0.00	\$0.00	\$81,478.37	\$37,295.13
615000 Construcción de vías de comunicación	\$33,191.69	\$0.00	\$0.00	\$0.00	\$13,451.13	\$0.00	\$0.00	\$0.00	\$0.00	\$0.00	\$0.00	\$0.00	\$0.00	\$13,451.13	\$19,740.56
615001 Construcción de vías de comunicación	\$33,191.69	\$0.00	\$0.00	\$0.00	\$13,451.13	\$0.00	\$0.00	\$0.00	\$0.00	\$0.00	\$0.00	\$0.00	\$0.00	\$13,451.13	\$19,740.56
617000 Instalaciones y equipamiento en construcci	\$6,265.34	\$0.00	\$0.00	\$6,265.34	\$0.00	\$0.00	\$0.00	\$0.00	\$0.00	\$0.00	\$0.00	\$0.00	\$0.00	\$6,265.34	\$0.00
617001 Instalaciones y equipamiento en construcci	\$6,265.34	\$0.00	\$0.00	\$6,265.34	\$0.00	\$0.00	\$0.00	\$0.00	\$0.00	\$0.00	\$0.00	\$0.00	\$0.00	\$6,265.34	\$0.00
BENEFICIARIOS FAISM 2019	\$183,661.60	\$6,133.21	\$7,257.51	\$26,807.52	\$40,300.77	\$0.00	\$13,111.92	\$17,707.91	\$5,533.18	\$0.00	\$0.00	\$0.00	\$0.00	\$116,852.02	\$66,809.58
1503 F.G.P. 2019															
100000 SERVICIOS PERSONALES	\$538,960.00	\$0.00	\$0.00	\$538,960.00	\$0.00	\$0.00	\$0.00	\$0.00	\$0.00	\$0.00	\$0.00	\$0.00	\$0.00	\$538,960.00	\$0.00
150000 Otras prestaciones sociales y económica	\$538,960.00	\$0.00	\$0.00	\$538,960.00	\$0.00	\$0.00	\$0.00	\$0.00	\$0.00	\$0.00	\$0.00	\$0.00	\$0.00	\$538,960.00	\$0.00
152000 Indemnizaciones	\$538,960.00	\$0.00	\$0.00	\$538,960.00	\$0.00	\$0.00	\$0.00	\$0.00	\$0.00	\$0.00	\$0.00	\$0.00	\$0.00	\$538,960.00	\$0.00
152001 Indemnizaciones	\$538,960.00	\$0.00	\$0.00	\$538,960.00	\$0.00	\$0.00	\$0.00	\$0.00	\$0.00	\$0.00	\$0.00	\$0.00	\$0.00	\$538,960.00	\$0.00
300000 SERVICIOS GENERALES	\$1,044.00	\$0.00	\$0.00	\$0.00	\$0.00	\$1,044.00	\$0.00	\$0.00	\$0.00	\$0.00	\$0.00	\$0.00	\$0.00	\$1,044.00	\$0.00
340000 Servicios financieros, bancarios y comer	\$1,044.00	\$0.00	\$0.00	\$0.00	\$0.00	\$1,044.00	\$0.00	\$0.00	\$0.00	\$0.00	\$0.00	\$0.00	\$0.00	\$1,044.00	\$0.00
348000 Servicios financieros, bancarios y comercia	\$1,044.00	\$0.00	\$0.00	\$0.00	\$0.00	\$1,044.00	\$0.00	\$0.00	\$0.00	\$0.00	\$0.00	\$0.00	\$0.00	\$1,044.00	\$0.00
349001 Servicios financieros, bancarios y comercia	\$1,044.00	\$0.00	\$0.00	\$0.00	\$0.00	\$1,044.00	\$0.00	\$0.00	\$0.00	\$0.00	\$0.00	\$0.00	\$0.00	\$1,044.00	\$0.00
400000 TRANSFERENCIAS, ASIGNACIONES	\$136,581.72	\$0.00	\$0.00	\$136,581.72	\$0.00	\$0.00	\$0.00	\$0.00	\$0.00	\$0.00	\$0.00	\$0.00	\$0.00	\$136,581.72	\$0.00
440000 Ayudas sociales	\$136,581.72	\$0.00	\$0.00	\$136,581.72	\$0.00	\$0.00	\$0.00	\$0.00	\$0.00	\$0.00	\$0.00	\$0.00	\$0.00	\$136,581.72	\$0.00
446000 Ayudas sociales a cooperativas	\$136,581.72	\$0.00	\$0.00	\$136,581.72	\$0.00	\$0.00	\$0.00	\$0.00	\$0.00	\$0.00	\$0.00	\$0.00	\$0.00	\$136,581.72	\$0.00
446001 Ayudas sociales a cooperativas	\$136,581.72	\$0.00	\$0.00	\$136,581.72	\$0.00	\$0.00	\$0.00	\$0.00	\$0.00	\$0.00	\$0.00	\$0.00	\$0.00	\$136,581.72	\$0.00
F.G.P. 2019	\$676,585.72	\$0.00	\$0.00	\$675,541.72	\$0.00	\$1,044.00	\$0.00	\$0.00	\$0.00	\$0.00	\$0.00	\$0.00	\$0.00	\$676,585.72	\$0.00



2020-2024



2020-2024



2020-2024

MUNICIPIO DE FRANCISCO I. MADERO, HIDALGO

HIDALGO

Análítico Mensual de Egresos Pagados por Fuente de Financiamiento al 31/dic./2020

(Cuentas con Movimientos)

(Cifras en pesos y centavos)


Fecha y 23/abr./2021

hora de Impresión 01:44 p. m.



Usr: SUPERVISOR
Rep: rptAnaliticoPresupuestEgresos_FF

Objeto del Gasto	Presupuesto Vigente	Ene	Feb	Mar	Abr	May	Jun	Jul	Ago	Sep	Oct	Nov	Dic	Total	Diferencia (Vigente - Total)
1504 F.F.M. 2019															
600000 INVERSION PUBLICA	\$104,119.41	\$0.00	\$104,119.41	\$0.00	\$0.00	\$0.00	\$0.00	\$0.00	\$0.00	\$0.00	\$0.00	\$0.00	\$0.00	\$104,119.41	\$0.00
610000 Obra pública en bienes de dominio público	\$104,119.41	\$0.00	\$104,119.41	\$0.00	\$0.00	\$0.00	\$0.00	\$0.00	\$0.00	\$0.00	\$0.00	\$0.00	\$0.00	\$104,119.41	\$0.00
617000 Instalaciones y equipamiento en construcción	\$104,119.41	\$0.00	\$104,119.41	\$0.00	\$0.00	\$0.00	\$0.00	\$0.00	\$0.00	\$0.00	\$0.00	\$0.00	\$0.00	\$104,119.41	\$0.00
617001 Instalaciones y equipamiento en construcción	\$104,119.41	\$0.00	\$104,119.41	\$0.00	\$0.00	\$0.00	\$0.00	\$0.00	\$0.00	\$0.00	\$0.00	\$0.00	\$0.00	\$104,119.41	\$0.00
F.F.M. 2019	\$104,119.41	\$0.00	\$104,119.41	\$0.00	\$0.00	\$0.00	\$0.00	\$0.00	\$0.00	\$0.00	\$0.00	\$0.00	\$0.00	\$104,119.41	\$0.00
1511 F.G.P. 2020															
100000 SERVICIOS PERSONALES	\$19,445,934.05	\$1,474,590.00	\$1,455,406.00	\$1,633,482.00	\$1,462,495.00	\$1,715,017.52	\$1,520,194.66	\$1,864,249.88	\$1,636,569.99	\$1,280,696.00	\$1,508,337.20	\$2,282,291.97	\$1,610,447.81	\$19,443,780.05	\$2,146.00
110000 Remuneraciones al personal de carácter	\$15,399,967.33	\$1,301,442.00	\$1,302,943.00	\$1,307,839.00	\$1,308,898.00	\$1,303,708.00	\$1,286,795.00	\$1,287,190.00	\$1,338,024.33	\$1,161,444.00	\$1,207,615.00	\$1,252,453.00	\$1,341,616.00	\$15,399,967.33	\$0.00
111000 Dietas	\$3,453,247.33	\$338,660.00	\$338,660.00	\$338,660.00	\$338,660.00	\$338,660.00	\$321,765.00	\$315,560.00	\$355,140.33	\$155,752.00	\$176,960.00	\$176,960.00	\$257,810.00	\$3,453,247.33	\$0.00
111001 Dietas	\$3,453,247.33	\$338,660.00	\$338,660.00	\$338,660.00	\$338,660.00	\$338,660.00	\$321,765.00	\$315,560.00	\$355,140.33	\$155,752.00	\$176,960.00	\$176,960.00	\$257,810.00	\$3,453,247.33	\$0.00
113000 Sueldos base al personal permanente	\$11,946,720.00	\$962,782.00	\$964,283.00	\$969,179.00	\$970,238.00	\$965,048.00	\$965,030.00	\$971,630.00	\$982,884.00	\$1,005,692.00	\$1,030,655.00	\$1,075,493.00	\$1,083,806.00	\$11,946,720.00	\$0.00
113001 Sueldos	\$11,946,720.00	\$962,782.00	\$964,283.00	\$969,179.00	\$970,238.00	\$965,048.00	\$965,030.00	\$971,630.00	\$982,884.00	\$1,005,692.00	\$1,030,655.00	\$1,075,493.00	\$1,083,806.00	\$11,946,720.00	\$0.00
120000 Remuneraciones al personal de carácter	\$511,468.42	\$25,840.00	\$49,640.00	\$40,707.00	\$41,940.00	\$32,720.00	\$36,590.00	\$57,340.00	\$62,838.00	\$21,360.00	\$31,460.00	\$51,578.00	\$57,309.42	\$509,322.42	\$2,146.00
122000 Sueldos base al personal eventual	\$511,468.42	\$25,840.00	\$49,640.00	\$40,707.00	\$41,940.00	\$32,720.00	\$36,590.00	\$57,340.00	\$62,838.00	\$21,360.00	\$31,460.00	\$51,578.00	\$57,309.42	\$509,322.42	\$2,146.00
122003 Lista de Raya	\$511,468.42	\$25,840.00	\$49,640.00	\$40,707.00	\$41,940.00	\$32,720.00	\$36,590.00	\$57,340.00	\$62,838.00	\$21,360.00	\$31,460.00	\$51,578.00	\$57,309.42	\$509,322.42	\$2,146.00
130000 Remuneraciones adicionales y especiales	\$1,050,891.65	\$71,216.00	\$27,043.00	\$39,504.00	\$35,997.00	\$32,191.00	\$28,244.00	\$63,299.00	\$30,711.00	\$21,064.00	\$35,064.00	\$606,435.65	\$60,153.00	\$1,050,891.65	\$0.00
131000 Primas por años de servicios efectivos pres	\$220,088.00	\$18,047.00	\$18,370.00	\$18,370.00	\$18,370.00	\$18,370.00	\$17,594.00	\$17,876.00	\$18,111.00	\$18,064.00	\$18,480.00	\$18,856.00	\$19,580.00	\$220,088.00	\$0.00
131001 Prima Quinquenal	\$220,088.00	\$18,047.00	\$18,370.00	\$18,370.00	\$18,370.00	\$18,370.00	\$17,594.00	\$17,876.00	\$18,111.00	\$18,064.00	\$18,480.00	\$18,856.00	\$19,580.00	\$220,088.00	\$0.00
132000 Primas de vacaciones, dominical y gratifica	\$615,261.65	\$0.00	\$4,583.00	\$12,134.00	\$1,127.00	\$921.00	\$0.00	\$33,723.00	\$0.00	\$4,584.00	\$556,829.65	\$1,350.00	\$615,261.65	\$0.00	
132001 Prima de Vacaciones y Dominical	\$180,691.10	\$0.00	\$4,583.00	\$12,134.00	\$1,127.00	\$921.00	\$0.00	\$33,723.00	\$0.00	\$4,584.00	\$122,259.10	\$1,350.00	\$180,691.10	\$0.00	
132002 Gratificación Anual	\$434,570.55	\$0.00	\$0.00	\$0.00	\$0.00	\$0.00	\$0.00	\$0.00	\$0.00	\$0.00	\$0.00	\$434,570.55	\$0.00	\$434,570.55	\$0.00
134000 Compensaciones	\$215,542.00	\$53,169.00	\$4,050.00	\$9,000.00	\$16,500.00	\$12,900.00	\$10,650.00	\$11,700.00	\$12,600.00	\$3,000.00	\$12,000.00	\$30,750.00	\$39,223.00	\$215,542.00	\$0.00
134001 Compensaciones	\$215,542.00	\$53,169.00	\$4,050.00	\$9,000.00	\$16,500.00	\$12,900.00	\$10,650.00	\$11,700.00	\$12,600.00	\$3,000.00	\$12,000.00	\$30,750.00	\$39,223.00	\$215,542.00	\$0.00
150000 Otras prestaciones sociales y económica	\$2,483,606.65	\$76,092.00	\$75,810.00	\$245,442.00	\$75,660.00	\$346,398.52	\$168,565.66	\$456,420.00	\$204,996.66	\$76,820.00	\$234,198.20	\$371,825.32	\$151,369.39	\$2,483,606.65	\$0.00
151000 Cuotas para el fondo de ahorro y fondo de i	\$684,086.00	\$54,484.00	\$56,700.00	\$56,700.00	\$56,700.00	\$56,700.00	\$56,700.00	\$57,428.00	\$57,922.00	\$57,688.00	\$57,688.00	\$57,688.00	\$57,688.00	\$684,086.00	\$0.00
151001 Cuotas para el fondo de ahorro y fondo de i	\$684,086.00	\$54,484.00	\$56,700.00	\$56,700.00	\$56,700.00	\$56,700.00	\$56,700.00	\$57,428.00	\$57,922.00	\$57,688.00	\$57,688.00	\$57,688.00	\$57,688.00	\$684,086.00	\$0.00
152000 Indemnizaciones	\$1,504,803.65	\$0.00	\$0.00	\$169,782.00	\$0.00	\$270,738.52	\$86,245.66	\$343,312.88	\$110,434.66	\$0.00	\$155,471.20	\$294,697.32	\$74,121.39	\$1,504,803.65	\$0.00
152001 Indemnizaciones	\$1,504,803.65	\$0.00	\$0.00	\$169,782.00	\$0.00	\$270,738.52	\$86,245.66	\$343,312.88	\$110,434.66	\$0.00	\$155,471.20	\$294,697.32	\$74,121.39	\$1,504,803.65	\$0.00
154000 Prestaciones contractuales	\$229,170.00	\$18,960.00	\$18,960.00	\$18,960.00	\$18,960.00	\$18,960.00	\$18,720.00	\$18,930.00	\$19,140.00	\$19,140.00	\$19,440.00	\$19,440.00	\$19,560.00	\$229,170.00	\$0.00
154001 Prestaciones establecidas por condiciones	\$229,170.00	\$18,960.00	\$18,960.00	\$18,960.00	\$18,960.00	\$18,960.00	\$18,720.00	\$18,930.00	\$19,140.00	\$19,140.00	\$19,440.00	\$19,440.00	\$19,560.00	\$229,170.00	\$0.00
159000 Otras prestaciones sociales y económicas	\$65,547.00	\$2,648.00	\$150.00	\$0.00	\$0.00	\$0.00	\$6,900.00	\$36,750.00	\$17,500.00	\$0.00	\$1,599.00	\$0.00	\$0.00	\$65,547.00	\$0.00
159002 Otras Prestaciones	\$65,547.00	\$2,648.00	\$150.00	\$0.00	\$0.00	\$0.00	\$6,900.00	\$36,750.00	\$17,500.00	\$0.00	\$1,599.00	\$0.00	\$0.00	\$65,547.00	\$0.00
200000 MATERIALES Y SUMINISTROS	\$890,124.62	\$0.00	\$0.00	\$0.00	\$15,900.00	\$24,360.00	\$100,387.44	\$270,144.44	\$3,336.74	\$0.00	\$6,456.80	\$43,829.44	\$426,609.76	\$890,124.62	\$0.00
210000 Materiales de administración, emisión de	\$407,290.92	\$0.00	\$0.00	\$0.00	\$0.00	\$24,360.00	\$15,487.08	\$267,605.62	\$1,988.82	\$0.00	\$0.00	\$14,500.00	\$83,349.40	\$407,290.92	\$0.00
211000 Materiales, útiles y equipos menores de ofi	\$231,218.18	\$0.00	\$0.00	\$0.00	\$0.00	\$24,360.00	\$4,887.08	\$157,957.78	\$1,988.82	\$0.00	\$0.00	\$0.00	\$42,029.40	\$231,218.18	\$0.00



2020-2024



2020-2024



2020-2024

MUNICIPIO DE FRANCISCO I. MADERO, HIDALGO
HIDALGO

Anaítico Mensual de Egresos Pagados por Fuente de Financiamiento al 31/dic./2020

(Cuentas con Movimientos)

(Cifras en pesos y centavos)

Fecha y 23/abr./2021

hora de Impresión 01:44 p. m.



Usu: SUPERVISOR
Rep. rptAnaíticoPresupuestoEgresos_FF

Objeto del Gasto	Presupuesto Vigente	Ene	Feb	Mar	Abr	May	Jun	Jul	Ago	Sep	Oct	Nov	Dic	Total	Diferencia (Vigente - Total)
211001 Material de Oficina	\$206,858.18	\$0.00	\$0.00	\$0.00	\$0.00	\$0.00	\$4,887.08	\$157,957.76	\$1,988.82	\$0.00	\$0.00	\$0.00	\$42,024.50	\$206,858.18	\$0.00
211002 Gastos de Oficina	\$24,360.00	\$0.00	\$0.00	\$0.00	\$0.00	\$24,360.00	\$0.00	\$0.00	\$0.00	\$0.00	\$0.00	\$0.00	\$0.00	\$24,360.00	\$0.00
212000 Materiales y útiles de impresión y reproduc	\$51,084.74	\$0.00	\$0.00	\$0.00	\$0.00	\$0.00	\$10,600.00	\$1,535.84	\$0.00	\$0.00	\$0.00	\$0.00	\$38,948.90	\$51,084.74	\$0.00
212001 Materiales y Útiles de Impresión	\$51,084.74	\$0.00	\$0.00	\$0.00	\$0.00	\$0.00	\$10,600.00	\$1,535.84	\$0.00	\$0.00	\$0.00	\$0.00	\$38,948.90	\$51,084.74	\$0.00
216000 Material de limpieza	\$124,988.00	\$0.00	\$0.00	\$0.00	\$0.00	\$0.00	\$0.00	\$108,112.00	\$0.00	\$0.00	\$0.00	\$14,500.00	\$2,376.00	\$124,988.00	\$0.00
216001 Material de Limpieza	\$124,988.00	\$0.00	\$0.00	\$0.00	\$0.00	\$0.00	\$0.00	\$108,112.00	\$0.00	\$0.00	\$0.00	\$14,500.00	\$2,376.00	\$124,988.00	\$0.00
240000 Materiales y artículos de construcción y c	\$338,210.52	\$0.00	\$0.00	\$0.00	\$0.00	\$0.00	\$0.00	\$0.00	\$0.00	\$0.00	\$0.00	\$0.00	\$338,210.52	\$338,210.52	\$0.00
246000 Material eléctrico y electrónico	\$338,210.52	\$0.00	\$0.00	\$0.00	\$0.00	\$0.00	\$0.00	\$0.00	\$0.00	\$0.00	\$0.00	\$0.00	\$338,210.52	\$338,210.52	\$0.00
246001 Material Eléctrico	\$148,548.00	\$0.00	\$0.00	\$0.00	\$0.00	\$0.00	\$0.00	\$0.00	\$0.00	\$0.00	\$0.00	\$0.00	\$148,548.00	\$148,548.00	\$0.00
246002 Material Electrónico	\$189,662.52	\$0.00	\$0.00	\$0.00	\$0.00	\$0.00	\$0.00	\$0.00	\$0.00	\$0.00	\$0.00	\$0.00	\$189,662.52	\$189,662.52	\$0.00
250000 Productos químicos, farmacéuticos y de	\$108,663.60	\$0.00	\$0.00	\$0.00	\$0.00	\$0.00	\$69,600.00	\$34.80	\$0.00	\$0.00	\$6,456.80	\$20,420.00	\$4,152.00	\$108,663.60	\$0.00
253000 Medicinas y productos farmacéuticos	\$20,455.80	\$0.00	\$0.00	\$0.00	\$0.00	\$0.00	\$0.00	\$0.00	\$0.00	\$0.00	\$1,803.80	\$14,500.00	\$4,152.00	\$20,455.80	\$0.00
253001 Medicinas y Productos Farmacéuticos	\$20,455.80	\$0.00	\$0.00	\$0.00	\$0.00	\$0.00	\$0.00	\$0.00	\$0.00	\$0.00	\$1,803.80	\$14,500.00	\$4,152.00	\$20,455.80	\$0.00
254000 Materiales, accesorios y suministros médic	\$88,207.80	\$0.00	\$0.00	\$0.00	\$0.00	\$0.00	\$69,600.00	\$34.80	\$0.00	\$0.00	\$4,653.00	\$13,920.00	\$0.00	\$88,207.80	\$0.00
254001 Materiales y Suministros Médicos	\$88,207.80	\$0.00	\$0.00	\$0.00	\$0.00	\$0.00	\$69,600.00	\$34.80	\$0.00	\$0.00	\$4,653.00	\$13,920.00	\$0.00	\$88,207.80	\$0.00
270000 Vestuario, blancos, prendas de protecció	\$31,385.70	\$0.00	\$0.00	\$0.00	\$15,000.00	\$0.00	\$14,516.20	\$1,869.50	\$0.00	\$0.00	\$0.00	\$0.00	\$0.00	\$31,385.70	\$0.00
271000 Vestuario y uniformes	\$31,385.70	\$0.00	\$0.00	\$0.00	\$15,000.00	\$0.00	\$14,516.20	\$1,869.50	\$0.00	\$0.00	\$0.00	\$0.00	\$0.00	\$31,385.70	\$0.00
271001 Vestuario, Uniformes	\$31,385.70	\$0.00	\$0.00	\$0.00	\$15,000.00	\$0.00	\$14,516.20	\$1,869.50	\$0.00	\$0.00	\$0.00	\$0.00	\$0.00	\$31,385.70	\$0.00
290000 Herramientas, refacciones y accesorios n	\$4,573.88	\$0.00	\$0.00	\$0.00	\$0.00	\$0.00	\$784.16	\$634.52	\$1,347.92	\$0.00	\$0.00	\$909.44	\$897.84	\$4,573.88	\$0.00
294000 Refacciones y accesorios menores de equi	\$4,573.88	\$0.00	\$0.00	\$0.00	\$0.00	\$0.00	\$784.16	\$634.52	\$1,347.92	\$0.00	\$0.00	\$909.44	\$897.84	\$4,573.88	\$0.00
294001 Refacciones y accesorios menores de equi	\$4,573.88	\$0.00	\$0.00	\$0.00	\$0.00	\$0.00	\$784.16	\$634.52	\$1,347.92	\$0.00	\$0.00	\$909.44	\$897.84	\$4,573.88	\$0.00
300000 SERVICIOS GENERALES	\$2,616,467.30	\$106,741.00	\$53,637.00	\$52,568.00	\$155,167.96	\$250,138.17	\$464,921.25	\$177,485.06	\$225,624.43	\$0.00	\$210,947.15	\$252,814.00	\$322,633.82	\$2,272,677.84	\$343,789.46
310000 Servicios básicos	\$111,555.00	\$0.00	\$0.00	\$0.00	\$0.00	\$0.00	\$0.00	\$0.00	\$0.00	\$0.00	\$0.00	\$79,539.00	\$32,016.00	\$111,555.00	\$0.00
313000 Agua	\$79,539.00	\$0.00	\$0.00	\$0.00	\$0.00	\$0.00	\$0.00	\$0.00	\$0.00	\$0.00	\$0.00	\$79,539.00	\$0.00	\$79,539.00	\$0.00
313001 Servicio de Agua	\$79,539.00	\$0.00	\$0.00	\$0.00	\$0.00	\$0.00	\$0.00	\$0.00	\$0.00	\$0.00	\$0.00	\$79,539.00	\$0.00	\$79,539.00	\$0.00
317000 Servicios de acceso de Internet, redes y pr	\$32,016.00	\$0.00	\$0.00	\$0.00	\$0.00	\$0.00	\$0.00	\$0.00	\$0.00	\$0.00	\$0.00	\$0.00	\$32,016.00	\$32,016.00	\$0.00
317001 Servicios de Conducción de Señales Analó	\$32,016.00	\$0.00	\$0.00	\$0.00	\$0.00	\$0.00	\$0.00	\$0.00	\$0.00	\$0.00	\$0.00	\$0.00	\$32,016.00	\$32,016.00	\$0.00
320000 Servicios de arrendamiento	\$147,899.82	\$0.00	\$0.00	\$0.00	\$49,299.94	\$49,299.94	\$49,299.94	\$0.00	\$0.00	\$0.00	\$0.00	\$0.00	\$0.00	\$147,899.82	\$0.00
326000 Arrendamiento de maquinaria, otros equipo	\$147,899.82	\$0.00	\$0.00	\$0.00	\$49,299.94	\$49,299.94	\$49,299.94	\$0.00	\$0.00	\$0.00	\$0.00	\$0.00	\$0.00	\$147,899.82	\$0.00
326001 Arrendamiento de Maquinaria y Equipo	\$147,899.82	\$0.00	\$0.00	\$0.00	\$49,299.94	\$49,299.94	\$49,299.94	\$0.00	\$0.00	\$0.00	\$0.00	\$0.00	\$0.00	\$147,899.82	\$0.00
340000 Servicios financieros, bancarios y comer	\$1,044.00	\$0.00	\$0.00	\$0.00	\$0.00	\$0.00	\$0.00	\$0.00	\$1,044.00	\$0.00	\$5,911.00	-\$2,172.00	-\$3,739.00	\$1,044.00	\$0.00
341000 Servicios financieros y bancarios	\$0.00	\$0.00	\$0.00	\$0.00	\$0.00	\$0.00	\$0.00	\$0.00	\$0.00	\$0.00	\$5,911.00	-\$2,172.00	-\$3,739.00	\$0.00	\$0.00
341001 Intereses, Descuentos, y otros Servicios B	\$0.00	\$0.00	\$0.00	\$0.00	\$0.00	\$0.00	\$0.00	\$0.00	\$0.00	\$0.00	\$5,911.00	-\$2,172.00	-\$3,739.00	\$0.00	\$0.00
349000 Servicios financieros, bancarios y comercia	\$1,044.00	\$0.00	\$0.00	\$0.00	\$0.00	\$0.00	\$0.00	\$0.00	\$1,044.00	\$0.00	\$0.00	\$0.00	\$0.00	\$1,044.00	\$0.00
349001 Servicios financieros, bancarios y comercia	\$1,044.00	\$0.00	\$0.00	\$0.00	\$0.00	\$0.00	\$0.00	\$0.00	\$1,044.00	\$0.00	\$0.00	\$0.00	\$0.00	\$1,044.00	\$0.00
350000 Servicios de instalación, reparación, man	\$1,100,286.90	\$0.00	\$0.00	\$0.00	\$52,264.02	\$147,844.23	\$306,091.31	\$103,766.06	\$168,394.43	\$0.00	\$69,195.15	\$121,800.00	\$110,931.70	\$1,100,286.90	\$0.00
351000 Conservación y mantenimiento menor de in	\$272,434.72	\$0.00	\$0.00	\$0.00	\$0.00	\$0.00	\$11,764.02	\$5,777.00	\$0.00	\$0.00	\$24,714.00	\$121,800.00	\$108,379.70	\$272,434.72	\$0.00
351001 Conservación y mantenimiento menor de in	\$272,434.72	\$0.00	\$0.00	\$0.00	\$0.00	\$0.00	\$11,764.02	\$5,777.00	\$0.00	\$0.00	\$24,714.00	\$121,800.00	\$108,379.70	\$272,434.72	\$0.00
355000 Reparación y mantenimiento de equipo de l	\$827,852.18	\$0.00	\$0.00	\$0.00	\$52,264.02	\$147,844.23	\$294,327.29	\$97,989.06	\$168,394.43	\$0.00	\$64,481.15	\$0.00	\$2,552.00	\$827,852.18	\$0.00
355001 Mantenimiento de Vehículos	\$827,852.18	\$0.00	\$0.00	\$0.00	\$52,264.02	\$147,844.23	\$294,327.29	\$97,989.06	\$168,394.43	\$0.00	\$64,481.15	\$0.00	\$2,552.00	\$827,852.18	\$0.00



2020-2024



2020-2024




2020-2024

MUNICIPIO DE FRANCISCO I. MADERO, HIDALGO

Analítico Mensual de Egresos Pagados por Fuente de Financiamiento al 31/dic./2020

(Cuentas con Movimientos)
(Cifras en pesos y centavos)


Objeto del Gasto	Presupuesto Vigente	Ene	Feb	Mar	Abr	May	Jun	Jul	Ago	Sep	Oct	Nov	Dic	Total	Diferencia (Vigente - Total)
360000 Servicios de comunicación social y publil	\$12,000.00	\$0.00	\$0.00	\$0.00	\$0.00	\$0.00	\$0.00	\$0.00	\$0.00	\$0.00	\$12,000.00	\$0.00	\$0.00	\$12,000.00	\$0.00
366000 Servicio de creación y difusión de contenido	\$12,000.00	\$0.00	\$0.00	\$0.00	\$0.00	\$0.00	\$0.00	\$0.00	\$0.00	\$0.00	\$12,000.00	\$0.00	\$0.00	\$12,000.00	\$0.00
366001 Servicio de creación y difusión de contenido	\$12,000.00	\$0.00	\$0.00	\$0.00	\$0.00	\$0.00	\$0.00	\$0.00	\$0.00	\$0.00	\$12,000.00	\$0.00	\$0.00	\$12,000.00	\$0.00
380000 Servicios oficiales	\$147,725.12	\$0.00	\$0.00	\$0.00	\$0.00	\$0.00	\$0.00	\$21,112.00	\$0.00	\$0.00	\$0.00	\$2,000.00	\$124,613.12	\$147,725.12	\$0.00
382000 Gastos de orden social y cultural	\$147,725.12	\$0.00	\$0.00	\$0.00	\$0.00	\$0.00	\$0.00	\$21,112.00	\$0.00	\$0.00	\$0.00	\$2,000.00	\$124,613.12	\$147,725.12	\$0.00
382001 Gastos de orden social	\$147,725.12	\$0.00	\$0.00	\$0.00	\$0.00	\$0.00	\$0.00	\$21,112.00	\$0.00	\$0.00	\$0.00	\$2,000.00	\$124,613.12	\$147,725.12	\$0.00
390000 Otros servicios generales	\$1,095,956.46	\$106,741.00	\$53,637.00	\$52,568.00	\$53,594.00	\$52,994.00	\$109,530.00	\$52,617.00	\$56,186.00	\$0.00	\$103,841.00	\$51,647.00	\$58,812.00	\$752,167.00	\$343,789.46
392000 Impuestos y derechos	\$57,150.00	\$0.00	\$0.00	\$0.00	\$0.00	\$0.00	\$57,150.00	\$0.00	\$0.00	\$0.00	\$0.00	\$0.00	\$0.00	\$57,150.00	\$0.00
392005 Pago de otros impuestos	\$57,150.00	\$0.00	\$0.00	\$0.00	\$0.00	\$0.00	\$57,150.00	\$0.00	\$0.00	\$0.00	\$0.00	\$0.00	\$0.00	\$57,150.00	\$0.00
394000 Sentencias y resoluciones por autoridad co	\$286,202.28	\$0.00	\$0.00	\$0.00	\$0.00	\$0.00	\$0.00	\$0.00	\$0.00	\$0.00	\$0.00	\$0.00	\$0.00	\$0.00	\$286,202.28
394001 Gastos Derivados de una Resolución Judicial	\$286,202.28	\$0.00	\$0.00	\$0.00	\$0.00	\$0.00	\$0.00	\$0.00	\$0.00	\$0.00	\$0.00	\$0.00	\$0.00	\$0.00	\$286,202.28
398000 Impuesto sobre nóminas y otros que se der	\$752,604.18	\$106,741.00	\$53,637.00	\$52,568.00	\$53,594.00	\$52,994.00	\$52,380.00	\$52,617.00	\$56,186.00	\$0.00	\$103,841.00	\$51,647.00	\$58,812.00	\$695,017.00	\$57,587.18
398001 Impuesto sobre nóminas y otros que se der	\$752,604.18	\$106,741.00	\$53,637.00	\$52,568.00	\$53,594.00	\$52,994.00	\$52,380.00	\$52,617.00	\$56,186.00	\$0.00	\$103,841.00	\$51,647.00	\$58,812.00	\$695,017.00	\$57,587.18
400000 TRANSFERENCIAS, ASIGNACIONES	\$3,591,477.82	\$54,098.00	\$54,098.00	\$53,948.00	\$177,344.99	\$1,026,245.66	\$670,077.80	\$522,020.69	\$447,764.65	\$55,028.00	\$139,959.60	\$212,984.99	\$177,907.54	\$3,591,477.82	\$0.00
410000 Transferencias internas y asignaciones a	\$656,996.00	\$54,098.00	\$54,098.00	\$53,948.00	\$55,028.00	\$54,778.00	\$55,028.00	\$55,078.00	\$55,028.00	\$55,028.00	\$54,778.00	\$55,028.00	\$55,078.00	\$656,996.00	\$0.00
415000 Transferencias internas otorgadas a entida	\$656,996.00	\$54,098.00	\$54,098.00	\$53,948.00	\$55,028.00	\$54,778.00	\$55,028.00	\$55,078.00	\$55,028.00	\$55,028.00	\$54,778.00	\$55,028.00	\$55,078.00	\$656,996.00	\$0.00
415001 Transferencias internas otorgadas a entida	\$656,996.00	\$54,098.00	\$54,098.00	\$53,948.00	\$55,028.00	\$54,778.00	\$55,028.00	\$55,078.00	\$55,028.00	\$55,028.00	\$54,778.00	\$55,028.00	\$55,078.00	\$656,996.00	\$0.00
440000 Ayudas sociales	\$2,934,481.82	\$0.00	\$0.00	\$0.00	\$122,316.99	\$971,467.66	\$615,049.80	\$466,942.69	\$392,736.65	\$0.00	\$85,181.60	\$157,956.99	\$122,829.54	\$2,934,481.82	\$0.00
441000 Ayudas sociales a personas	\$127,568.88	\$0.00	\$0.00	\$0.00	\$0.00	\$0.00	\$52,529.52	\$26,654.20	\$0.00	\$0.00	\$19,351.50	\$7,904.00	\$21,129.66	\$127,568.88	\$0.00
441001 Ayudas sociales a personas	\$127,568.88	\$0.00	\$0.00	\$0.00	\$0.00	\$0.00	\$52,529.52	\$26,654.20	\$0.00	\$0.00	\$19,351.50	\$7,904.00	\$21,129.66	\$127,568.88	\$0.00
443000 Ayudas sociales a instituciones de enseñar	\$79,531.18	\$0.00	\$0.00	\$0.00	\$0.00	\$0.00	\$31,197.85	\$34,568.37	\$13,764.96	\$0.00	\$0.00	\$0.00	\$0.00	\$79,531.18	\$0.00
443001 Ayudas sociales a instituciones de enseñar	\$79,531.18	\$0.00	\$0.00	\$0.00	\$0.00	\$0.00	\$31,197.85	\$34,568.37	\$13,764.96	\$0.00	\$0.00	\$0.00	\$0.00	\$79,531.18	\$0.00
444000 Ayudas sociales a actividades científicas o	\$4,500.00	\$0.00	\$0.00	\$0.00	\$0.00	\$0.00	\$0.00	\$0.00	\$0.00	\$0.00	\$0.00	\$0.00	\$4,500.00	\$4,500.00	\$0.00
444001 Ayudas sociales a actividades científicas o	\$4,500.00	\$0.00	\$0.00	\$0.00	\$0.00	\$0.00	\$0.00	\$0.00	\$0.00	\$0.00	\$0.00	\$0.00	\$4,500.00	\$4,500.00	\$0.00
445000 Ayudas sociales a instituciones sin fines de	\$27,015.90	\$0.00	\$0.00	\$0.00	\$0.00	\$0.00	\$9,761.40	\$13,934.50	\$0.00	\$0.00	\$0.00	\$3,320.00	\$0.00	\$27,015.90	\$0.00
445001 Subsidios para el Fomento Deportivo	\$9,761.40	\$0.00	\$0.00	\$0.00	\$0.00	\$0.00	\$9,761.40	\$0.00	\$0.00	\$0.00	\$0.00	\$0.00	\$0.00	\$9,761.40	\$0.00
445002 Subsidios a organizaciones diversas	\$17,254.50	\$0.00	\$0.00	\$0.00	\$0.00	\$0.00	\$0.00	\$13,934.50	\$0.00	\$0.00	\$0.00	\$3,320.00	\$0.00	\$17,254.50	\$0.00
446000 Ayudas sociales a cooperativas	\$2,695,865.86	\$0.00	\$0.00	\$0.00	\$122,316.99	\$971,467.66	\$521,561.03	\$391,785.62	\$378,971.69	\$0.00	\$65,830.00	\$146,732.99	\$97,199.88	\$2,695,865.86	\$0.00
446001 Ayudas sociales a cooperativas	\$2,695,865.86	\$0.00	\$0.00	\$0.00	\$122,316.99	\$971,467.66	\$521,561.03	\$391,785.62	\$378,971.69	\$0.00	\$65,830.00	\$146,732.99	\$97,199.88	\$2,695,865.86	\$0.00
500000 BIENES MUEBLES, INMUEBLES E IN	\$1,057,457.47	\$0.00	\$0.00	\$0.00	\$0.00	\$672,341.50	\$0.00	\$0.00	\$0.00	\$0.00	\$0.00	\$160,000.07	\$225,115.90	\$1,057,457.47	\$0.00
510000 Mobiliario y equipo de administración	\$385,115.97	\$0.00	\$0.00	\$0.00	\$0.00	\$0.00	\$0.00	\$0.00	\$0.00	\$0.00	\$0.00	\$160,000.07	\$225,115.90	\$385,115.97	\$0.00
515000 Equipo de cómputo y de tecnología de la inf	\$160,000.07	\$0.00	\$0.00	\$0.00	\$0.00	\$0.00	\$0.00	\$0.00	\$0.00	\$0.00	\$0.00	\$160,000.07	\$0.00	\$160,000.07	\$0.00
515001 Bienes informáticos	\$160,000.07	\$0.00	\$0.00	\$0.00	\$0.00	\$0.00	\$0.00	\$0.00	\$0.00	\$0.00	\$0.00	\$160,000.07	\$0.00	\$160,000.07	\$0.00
519000 Otros mobiliarios y equipos de administraci	\$225,115.90	\$0.00	\$0.00	\$0.00	\$0.00	\$0.00	\$0.00	\$0.00	\$0.00	\$0.00	\$0.00	\$0.00	\$225,115.90	\$225,115.90	\$0.00
519001 Equipo de Administración	\$225,115.90	\$0.00	\$0.00	\$0.00	\$0.00	\$0.00	\$0.00	\$0.00	\$0.00	\$0.00	\$0.00	\$0.00	\$225,115.90	\$225,115.90	\$0.00
580000 Bienes inmuebles	\$672,341.50	\$0.00	\$0.00	\$0.00	\$0.00	\$672,341.50	\$0.00	\$0.00	\$0.00	\$0.00	\$0.00	\$0.00	\$0.00	\$672,341.50	\$0.00
581000 Terrenos	\$672,341.50	\$0.00	\$0.00	\$0.00	\$0.00	\$672,341.50	\$0.00	\$0.00	\$0.00	\$0.00	\$0.00	\$0.00	\$0.00	\$672,341.50	\$0.00
581001 Terrenos	\$672,341.50	\$0.00	\$0.00	\$0.00	\$0.00	\$672,341.50	\$0.00	\$0.00	\$0.00	\$0.00	\$0.00	\$0.00	\$0.00	\$672,341.50	\$0.00
600000 INVERSION PUBLICA	\$1,312,090.40	\$0.00	\$0.00	\$0.00	\$1,312,090.40	\$0.00	\$0.00	\$0.00	\$0.00	\$0.00	\$0.00	\$0.00	\$0.00	\$1,312,090.40	\$0.00
610000 Obra pública en bienes de dominio públic	\$1,312,090.40	\$0.00	\$0.00	\$0.00	\$1,312,090.40	\$0.00	\$0.00	\$0.00	\$0.00	\$0.00	\$0.00	\$0.00	\$0.00	\$1,312,090.40	\$0.00



2020-2024



2020-2024



2020-2024

MUNICIPIO DE FRANCISCO I. MADERO, HIDALGO



Análítico Mensual de Egresos Pagados por Fuente de Financiamiento al 31/dic./2020

(Cuentas con Movimientos)
(Cifras en pesos y centavos)

Fecha y 23/abr./2021

hora de Impresión 01:44 p. m.

Objeto del Gasto	Presupuesto Vigente	Ene	Feb	Mar	Abr	May	Jun	Jul	Ago	Sep	Oct	Nov	Dic	Total	Diferencia (Vigente - Total)
617000 Instalaciones y equipamiento en construcci	\$1,312,090.40	\$0.00	\$0.00	\$0.00	\$1,312,090.40	\$0.00	\$0.00	\$0.00	\$0.00	\$0.00	\$0.00	\$0.00	\$0.00	\$1,312,090.40	\$0.00
617001 Instalaciones y equipamiento en construcci	\$1,312,090.40	\$0.00	\$0.00	\$0.00	\$1,312,090.40	\$0.00	\$0.00	\$0.00	\$0.00	\$0.00	\$0.00	\$0.00	\$0.00	\$1,312,090.40	\$0.00
F.G.P. 2020	\$20,913,551.66	\$1,635,429.00	\$1,563,141.00	\$1,740,008.02	\$3,122,088.35	\$3,680,702.05	\$2,755,581.15	\$2,033,910.07	\$2,313,295.61	\$1,335,724.00	\$1,865,700.65	\$2,951,920.47	\$2,762,714.83	\$20,507,616.20	\$345,935.46
1512 F.F.M. 2020															
100000 SERVICIOS PERSONALES	\$20,210.00	\$0.00	\$0.00	\$0.00	\$0.00	\$0.00	\$0.00	\$0.00	\$0.00	\$0.00	\$0.00	\$0.00	\$0.00	\$20,210.00	\$0.00
150000 Otras prestaciones sociales y económica	\$20,210.00	\$0.00	\$0.00	\$0.00	\$0.00	\$0.00	\$0.00	\$0.00	\$0.00	\$0.00	\$0.00	\$0.00	\$0.00	\$20,210.00	\$0.00
159000 Otras prestaciones sociales y económicas	\$20,210.00	\$0.00	\$0.00	\$0.00	\$0.00	\$0.00	\$0.00	\$0.00	\$0.00	\$0.00	\$0.00	\$0.00	\$0.00	\$20,210.00	\$0.00
159002 Otras Prestaciones	\$20,210.00	\$0.00	\$0.00	\$0.00	\$0.00	\$0.00	\$0.00	\$0.00	\$0.00	\$0.00	\$0.00	\$0.00	\$0.00	\$20,210.00	\$0.00
200000 MATERIALES Y SUMINISTROS	\$1,205,403.63	\$0.00	\$0.00	\$0.00	\$0.00	\$0.00	\$0.00	\$0.00	\$0.00	\$0.00	\$0.00	\$0.00	\$0.00	\$384,451.00	\$820,952.63
210000 Materiales de administración, emisión de	\$38,952.80	\$0.00	\$0.00	\$0.00	\$0.00	\$0.00	\$0.00	\$0.00	\$0.00	\$0.00	\$0.00	\$0.00	\$0.00	\$38,952.80	\$0.00
211000 Materiales, útiles y equipos menores de ofic	\$11,808.80	\$0.00	\$0.00	\$0.00	\$0.00	\$0.00	\$0.00	\$0.00	\$0.00	\$0.00	\$0.00	\$0.00	\$0.00	\$11,808.80	\$0.00
211001 Material de Oficina	\$11,808.80	\$0.00	\$0.00	\$0.00	\$0.00	\$0.00	\$0.00	\$0.00	\$0.00	\$0.00	\$0.00	\$0.00	\$0.00	\$11,808.80	\$0.00
212000 Materiales y útiles de impresión y reproduc	\$19,685.20	\$0.00	\$0.00	\$0.00	\$0.00	\$0.00	\$0.00	\$0.00	\$0.00	\$0.00	\$0.00	\$0.00	\$0.00	\$19,685.20	\$0.00
212001 Materiales y Útiles de Impresión	\$19,685.20	\$0.00	\$0.00	\$0.00	\$0.00	\$0.00	\$0.00	\$0.00	\$0.00	\$0.00	\$0.00	\$0.00	\$0.00	\$19,685.20	\$0.00
216000 Material de limpieza	\$7,458.80	\$0.00	\$0.00	\$0.00	\$0.00	\$0.00	\$0.00	\$0.00	\$0.00	\$0.00	\$0.00	\$0.00	\$0.00	\$7,458.80	\$0.00
216001 Material de Limpieza	\$7,458.80	\$0.00	\$0.00	\$0.00	\$0.00	\$0.00	\$0.00	\$0.00	\$0.00	\$0.00	\$0.00	\$0.00	\$0.00	\$7,458.80	\$0.00
240000 Materiales y artículos de construcción y c	\$979,841.63	\$0.00	\$0.00	\$0.00	\$0.00	\$0.00	\$0.00	\$0.00	\$0.00	\$0.00	\$0.00	\$0.00	\$0.00	\$158,889.00	\$820,952.63
242000 Cemento y productos de concreto	\$120,952.63	\$0.00	\$0.00	\$0.00	\$0.00	\$0.00	\$0.00	\$0.00	\$0.00	\$0.00	\$0.00	\$0.00	\$0.00	\$0.00	\$120,952.63
242001 Cemento y productos de concreto	\$120,952.63	\$0.00	\$0.00	\$0.00	\$0.00	\$0.00	\$0.00	\$0.00	\$0.00	\$0.00	\$0.00	\$0.00	\$0.00	\$0.00	\$120,952.63
246000 Material eléctrico y electrónico	\$758,889.00	\$0.00	\$0.00	\$0.00	\$0.00	\$0.00	\$0.00	\$0.00	\$0.00	\$0.00	\$0.00	\$0.00	\$0.00	\$158,889.00	\$600,000.00
246001 Material Eléctrico	\$758,889.00	\$0.00	\$0.00	\$0.00	\$0.00	\$0.00	\$0.00	\$0.00	\$0.00	\$0.00	\$0.00	\$0.00	\$0.00	\$158,889.00	\$600,000.00
249000 Otros materiales y artículos de construcció	\$100,000.00	\$0.00	\$0.00	\$0.00	\$0.00	\$0.00	\$0.00	\$0.00	\$0.00	\$0.00	\$0.00	\$0.00	\$0.00	\$0.00	\$100,000.00
249001 Otros materiales y artículos de construcció	\$100,000.00	\$0.00	\$0.00	\$0.00	\$0.00	\$0.00	\$0.00	\$0.00	\$0.00	\$0.00	\$0.00	\$0.00	\$0.00	\$0.00	\$100,000.00
250000 Productos químicos, farmacéuticos y de	\$21,425.20	\$0.00	\$0.00	\$0.00	\$0.00	\$0.00	\$0.00	\$0.00	\$0.00	\$0.00	\$0.00	\$0.00	\$0.00	\$21,425.20	\$0.00
253000 Medicinas y productos farmacéuticos	\$5,800.00	\$0.00	\$0.00	\$0.00	\$0.00	\$0.00	\$0.00	\$0.00	\$0.00	\$0.00	\$0.00	\$0.00	\$0.00	\$5,800.00	\$0.00
253001 Medicinas y Productos Farmacéuticos	\$5,800.00	\$0.00	\$0.00	\$0.00	\$0.00	\$0.00	\$0.00	\$0.00	\$0.00	\$0.00	\$0.00	\$0.00	\$0.00	\$5,800.00	\$0.00
254000 Materiales, accesorios y suministros médic	\$15,625.20	\$0.00	\$0.00	\$0.00	\$0.00	\$0.00	\$0.00	\$0.00	\$0.00	\$0.00	\$0.00	\$0.00	\$0.00	\$15,625.20	\$0.00
254001 Materiales y Suministros Médicos	\$15,625.20	\$0.00	\$0.00	\$0.00	\$0.00	\$0.00	\$0.00	\$0.00	\$0.00	\$0.00	\$0.00	\$0.00	\$0.00	\$15,625.20	\$0.00
270000 Vestuario, blancos, prendas de protecció	\$165,184.00	\$0.00	\$0.00	\$0.00	\$0.00	\$0.00	\$0.00	\$0.00	\$0.00	\$0.00	\$0.00	\$0.00	\$0.00	\$165,184.00	\$0.00
271000 Vestuario y uniformes	\$165,184.00	\$0.00	\$0.00	\$0.00	\$0.00	\$0.00	\$0.00	\$0.00	\$0.00	\$0.00	\$0.00	\$0.00	\$0.00	\$165,184.00	\$0.00
271001 Vestuario, Uniformes	\$165,184.00	\$0.00	\$0.00	\$0.00	\$0.00	\$0.00	\$0.00	\$0.00	\$0.00	\$0.00	\$0.00	\$0.00	\$0.00	\$165,184.00	\$0.00
300000 SERVICIOS GENERALES	\$514,684.77	\$0.00	\$0.00	\$0.00	\$0.00	\$0.00	\$0.00	\$0.00	\$0.00	\$0.00	\$0.00	\$0.00	\$0.00	\$514,684.77	\$0.00
330000 Servicios profesionales, científicos, técni	\$275,095.22	\$0.00	\$0.00	\$0.00	\$0.00	\$0.00	\$0.00	\$0.00	\$0.00	\$0.00	\$0.00	\$0.00	\$0.00	\$275,095.22	\$0.00
331000 Servicios legales, de contabilidad, auditoría	\$275,095.22	\$0.00	\$0.00	\$0.00	\$0.00	\$0.00	\$0.00	\$0.00	\$0.00	\$0.00	\$0.00	\$0.00	\$0.00	\$275,095.22	\$0.00
331003 Servicios de Consultoría	\$275,095.22	\$0.00	\$0.00	\$0.00	\$0.00	\$0.00	\$0.00	\$0.00	\$0.00	\$0.00	\$0.00	\$0.00	\$0.00	\$275,095.22	\$0.00
350000 Servicios de instalación, reparación, man	\$120,225.55	\$0.00	\$0.00	\$0.00	\$0.00	\$0.00	\$0.00	\$0.00	\$0.00	\$0.00	\$0.00	\$0.00	\$0.00	\$120,225.55	\$0.00
351000 Conservación y mantenimiento menor de in	\$26,287.13	\$0.00	\$0.00	\$0.00	\$0.00	\$0.00	\$0.00	\$0.00	\$0.00	\$0.00	\$0.00	\$0.00	\$0.00	\$26,287.13	\$0.00
351001 Conservación y mantenimiento menor de in	\$26,287.13	\$0.00	\$0.00	\$0.00	\$0.00	\$0.00	\$0.00	\$0.00	\$0.00	\$0.00	\$0.00	\$0.00	\$0.00	\$26,287.13	\$0.00





MUNICIPIO DE FRANCISCO I. MADERO, HIDALGO
HIDALGO
Análítico Mensual de Egresos Pagados por Fuente de Financiamiento al 31/dic./2020
(Cuentas con Movimientos)
(Cifras en pesos y centavos)

Objeto del Gasto	Presupuesto Vigente	Ene	Feb	Mar	Abr	May	Jun	Jul	Ago	Sep	Oct	Nov	Dic	Total	Diferencia (Vigente - Total)
355000 Reparación y mantenimiento de equipo de t	\$93,938.42	\$0.00	\$0.00	\$0.00	\$0.00	\$0.00	\$0.00	\$0.00	\$0.00	\$0.00	\$0.00	\$0.00	\$93,938.42	\$93,938.42	\$0.00
355001 Mantenimiento de Vehículos	\$93,938.42	\$0.00	\$0.00	\$0.00	\$0.00	\$0.00	\$0.00	\$0.00	\$0.00	\$0.00	\$0.00	\$0.00	\$93,938.42	\$93,938.42	\$0.00
380000 Servicios oficiales	\$119,364.00	\$0.00	\$0.00	\$0.00	\$0.00	\$0.00	\$0.00	\$0.00	\$0.00	\$0.00	\$0.00	\$0.00	\$119,364.00	\$119,364.00	\$0.00
382000 Gastos de orden social y cultural	\$119,364.00	\$0.00	\$0.00	\$0.00	\$0.00	\$0.00	\$0.00	\$0.00	\$0.00	\$0.00	\$0.00	\$0.00	\$119,364.00	\$119,364.00	\$0.00
382001 Gastos de orden social	\$119,364.00	\$0.00	\$0.00	\$0.00	\$0.00	\$0.00	\$0.00	\$0.00	\$0.00	\$0.00	\$0.00	\$0.00	\$119,364.00	\$119,364.00	\$0.00
400000 TRANSFERENCIAS, ASIGNACIONES	\$339,775.54	\$0.00	\$0.00	\$0.00	\$0.00	\$0.00	\$0.00	\$0.00	\$0.00	\$0.00	\$0.00	\$236,856.00	\$102,919.54	\$339,775.54	\$0.00
440000 Ayudas sociales	\$339,775.54	\$0.00	\$0.00	\$0.00	\$0.00	\$0.00	\$0.00	\$0.00	\$0.00	\$0.00	\$0.00	\$236,856.00	\$102,919.54	\$339,775.54	\$0.00
446000 Ayudas sociales a cooperativas	\$339,775.54	\$0.00	\$0.00	\$0.00	\$0.00	\$0.00	\$0.00	\$0.00	\$0.00	\$0.00	\$0.00	\$236,856.00	\$102,919.54	\$339,775.54	\$0.00
446001 Ayudas sociales a cooperativas	\$339,775.54	\$0.00	\$0.00	\$0.00	\$0.00	\$0.00	\$0.00	\$0.00	\$0.00	\$0.00	\$0.00	\$236,856.00	\$102,919.54	\$339,775.54	\$0.00
500000 BIENES MUEBLES, INMUEBLES E IN	\$187,273.14	\$0.00	\$0.00	\$0.00	\$0.00	\$0.00	\$0.00	\$0.00	\$0.00	\$0.00	\$0.00	\$0.00	\$15,312.00	\$15,312.00	\$181,961.14
510000 Mobiliario y equipo de administración	\$15,312.00	\$0.00	\$0.00	\$0.00	\$0.00	\$0.00	\$0.00	\$0.00	\$0.00	\$0.00	\$0.00	\$0.00	\$15,312.00	\$15,312.00	\$0.00
511000 Muebles de oficina y estantería	\$5,800.00	\$0.00	\$0.00	\$0.00	\$0.00	\$0.00	\$0.00	\$0.00	\$0.00	\$0.00	\$0.00	\$0.00	\$5,800.00	\$5,800.00	\$0.00
511001 Muebles de oficina y estantería	\$5,800.00	\$0.00	\$0.00	\$0.00	\$0.00	\$0.00	\$0.00	\$0.00	\$0.00	\$0.00	\$0.00	\$0.00	\$5,800.00	\$5,800.00	\$0.00
515000 Equipo de cómputo y de tecnología de la in	\$9,512.00	\$0.00	\$0.00	\$0.00	\$0.00	\$0.00	\$0.00	\$0.00	\$0.00	\$0.00	\$0.00	\$0.00	\$9,512.00	\$9,512.00	\$0.00
515001 Bienes Informáticos	\$9,512.00	\$0.00	\$0.00	\$0.00	\$0.00	\$0.00	\$0.00	\$0.00	\$0.00	\$0.00	\$0.00	\$0.00	\$9,512.00	\$9,512.00	\$0.00
540000 Vehículos y equipo de transporte	\$181,961.14	\$0.00	\$0.00	\$0.00	\$0.00	\$0.00	\$0.00	\$0.00	\$0.00	\$0.00	\$0.00	\$0.00	\$0.00	\$0.00	\$181,961.14
541000 Vehículos y equipo terrestre	\$181,961.14	\$0.00	\$0.00	\$0.00	\$0.00	\$0.00	\$0.00	\$0.00	\$0.00	\$0.00	\$0.00	\$0.00	\$0.00	\$0.00	\$181,961.14
541001 Vehículos y Equipo Terrestre	\$181,961.14	\$0.00	\$0.00	\$0.00	\$0.00	\$0.00	\$0.00	\$0.00	\$0.00	\$0.00	\$0.00	\$0.00	\$0.00	\$0.00	\$181,961.14
600000 INVERSION PUBLICA	\$10,421,422.79	\$0.00	\$0.00	\$0.00	\$992,894.32	\$2,473,676.75	\$1,228,550.35	\$1,509,928.93	\$2,026,556.17	\$0.00	\$0.00	\$2,189,816.27	\$0.00	\$10,421,422.79	\$0.00
610000 Obra pública en bienes de dominio públi	\$10,421,422.79	\$0.00	\$0.00	\$0.00	\$992,894.32	\$2,473,676.75	\$1,228,550.35	\$1,509,928.93	\$2,026,556.17	\$0.00	\$0.00	\$2,189,816.27	\$0.00	\$10,421,422.79	\$0.00
615000 Construcción de vías de comunicación	\$10,421,422.79	\$0.00	\$0.00	\$0.00	\$992,894.32	\$2,473,676.75	\$1,228,550.35	\$1,509,928.93	\$2,026,556.17	\$0.00	\$0.00	\$2,189,816.27	\$0.00	\$10,421,422.79	\$0.00
615001 Construcción de vías de comunicación	\$10,421,422.79	\$0.00	\$0.00	\$0.00	\$992,894.32	\$2,473,676.75	\$1,228,550.35	\$1,509,928.93	\$2,026,556.17	\$0.00	\$0.00	\$2,189,816.27	\$0.00	\$10,421,422.79	\$0.00
F.F.M. 2020	\$12,698,769.87	\$0.00	\$0.00	\$0.00	\$992,894.32	\$2,473,676.75	\$1,228,550.35	\$1,509,928.93	\$2,026,556.17	\$0.00	\$0.00	\$2,426,672.27	\$1,037,577.31	\$11,695,856.10	\$1,002,913.77

1513 IEPS-TABACOS 2020

100000 SERVICIOS PERSONALES	\$356,371.18	\$0.00	\$0.00	\$0.00	\$0.00	\$0.00	\$0.00	\$0.00	\$0.00	\$0.00	\$0.00	\$356,371.18	\$0.00	\$356,371.18	\$0.00	
130000 Remuneraciones adicionales y especiales	\$356,371.18	\$0.00	\$0.00	\$0.00	\$0.00	\$0.00	\$0.00	\$0.00	\$0.00	\$0.00	\$0.00	\$0.00	\$0.00	\$356,371.18	\$0.00	
132000 Primas de vacaciones, dominical y gratifica	\$356,371.18	\$0.00	\$0.00	\$0.00	\$0.00	\$0.00	\$0.00	\$0.00	\$0.00	\$0.00	\$0.00	\$0.00	\$0.00	\$356,371.18	\$0.00	
132002 Gratificación Anual	\$356,371.18	\$0.00	\$0.00	\$0.00	\$0.00	\$0.00	\$0.00	\$0.00	\$0.00	\$0.00	\$0.00	\$0.00	\$0.00	\$356,371.18	\$0.00	
200000 MATERIALES Y SUMINISTROS	\$41,804.34	\$0.00	\$0.00	\$0.00	\$0.00	\$0.00	\$0.00	\$0.00	\$0.00	\$0.00	\$0.00	\$0.00	\$0.00	\$0.00	\$41,804.34	
210000 Materiales de administración, emisión de	\$41,804.34	\$0.00	\$0.00	\$0.00	\$0.00	\$0.00	\$0.00	\$0.00	\$0.00	\$0.00	\$0.00	\$0.00	\$0.00	\$0.00	\$41,804.34	
214000 Materiales, útiles y equipos menores de te	\$41,804.34	\$0.00	\$0.00	\$0.00	\$0.00	\$0.00	\$0.00	\$0.00	\$0.00	\$0.00	\$0.00	\$0.00	\$0.00	\$0.00	\$41,804.34	
214001 Material para Bienes Informáticos	\$41,804.34	\$0.00	\$0.00	\$0.00	\$0.00	\$0.00	\$0.00	\$0.00	\$0.00	\$0.00	\$0.00	\$0.00	\$0.00	\$0.00	\$41,804.34	
400000 TRANSFERENCIAS, ASIGNACIONES	\$96,000.00	\$0.00	\$0.00	\$0.00	\$0.00	\$0.00	\$0.00	\$0.00	\$0.00	\$0.00	\$0.00	\$0.00	\$96,000.00	\$96,000.00	\$0.00	
440000 Ayudas sociales	\$96,000.00	\$0.00	\$0.00	\$0.00	\$0.00	\$0.00	\$0.00	\$0.00	\$0.00	\$0.00	\$0.00	\$0.00	\$96,000.00	\$96,000.00	\$0.00	
441000 Ayudas sociales a personas	\$96,000.00	\$0.00	\$0.00	\$0.00	\$0.00	\$0.00	\$0.00	\$0.00	\$0.00	\$0.00	\$0.00	\$0.00	\$96,000.00	\$96,000.00	\$0.00	
441001 Ayudas sociales a personas	\$96,000.00	\$0.00	\$0.00	\$0.00	\$0.00	\$0.00	\$0.00	\$0.00	\$0.00	\$0.00	\$0.00	\$0.00	\$96,000.00	\$96,000.00	\$0.00	
IEPS-TABACOS 2020	\$494,175.52	\$0.00	\$0.00	\$0.00	\$0.00	\$0.00	\$0.00	\$0.00	\$0.00	\$0.00	\$0.00	\$0.00	\$356,371.18	\$96,000.00	\$452,371.18	\$41,804.34




MUNICIPIO DE FRANCISCO I. MADERO, HIDALGO
HIDALGO
Analítico Mensual de Egresos Pagados por Fuente de Financiamiento al 31/dic./2020
(Cuentas con Movimientos)
(Cifras en pesos y centavos)

Ucr: SUPERVISOR
 Rep: rptAnalíticoPresupuestoEgresos_FF

Fecha y hora de Impresión | 23/abr./2021
 01:44 p. m.

Objeto del Gasto	Presupuesto Vigente	Ene	Feb	Mar	Abr	May	Jun	Jul	Ago	Sep	Oct	Nov	Dic	Total	Diferencia (Vigente - Total)
1514 IEPS GASOLINAS 2020															
100000 SERVICIOS PERSONALES	\$926,243.37	\$0.00	\$0.00	\$0.00	\$0.00	\$0.00	\$0.00	\$0.00	\$0.00	\$0.00	\$0.00	\$926,243.37	\$0.00	\$926,243.37	\$0.00
130000 Remuneraciones adicionales y especiales:	\$926,243.37	\$0.00	\$0.00	\$0.00	\$0.00	\$0.00	\$0.00	\$0.00	\$0.00	\$0.00	\$0.00	\$926,243.37	\$0.00	\$926,243.37	\$0.00
132000 Primas de vacaciones, dominical y gratifica:	\$926,243.37	\$0.00	\$0.00	\$0.00	\$0.00	\$0.00	\$0.00	\$0.00	\$0.00	\$0.00	\$0.00	\$926,243.37	\$0.00	\$926,243.37	\$0.00
132002 Gratificación Anual	\$926,243.37	\$0.00	\$0.00	\$0.00	\$0.00	\$0.00	\$0.00	\$0.00	\$0.00	\$0.00	\$0.00	\$926,243.37	\$0.00	\$926,243.37	\$0.00
200000 MATERIALES Y SUMINISTROS	\$92,195.51	\$0.00	\$0.00	\$0.00	\$0.00	\$0.00	\$0.00	\$0.00	\$0.00	\$0.00	\$0.00	\$0.00	\$0.00	\$0.00	\$92,195.51
290000 Herramientas, refacciones y accesorios n	\$92,195.51	\$0.00	\$0.00	\$0.00	\$0.00	\$0.00	\$0.00	\$0.00	\$0.00	\$0.00	\$0.00	\$0.00	\$0.00	\$0.00	\$92,195.51
296000 Refacciones y accesorios menores de equi	\$92,195.51	\$0.00	\$0.00	\$0.00	\$0.00	\$0.00	\$0.00	\$0.00	\$0.00	\$0.00	\$0.00	\$0.00	\$0.00	\$0.00	\$92,195.51
296001 Refacciones y accesorios menores de equi	\$92,195.51	\$0.00	\$0.00	\$0.00	\$0.00	\$0.00	\$0.00	\$0.00	\$0.00	\$0.00	\$0.00	\$0.00	\$0.00	\$0.00	\$92,195.51
300000 SERVICIOS GENERALES	\$23,100.00	\$0.00	\$0.00	\$0.00	\$0.00	\$0.00	\$0.00	\$0.00	\$0.00	\$0.00	\$0.00	\$0.00	\$23,100.00	\$23,100.00	\$0.00
350000 Servicios de instalación, reparación, man	\$23,100.00	\$0.00	\$0.00	\$0.00	\$0.00	\$0.00	\$0.00	\$0.00	\$0.00	\$0.00	\$0.00	\$0.00	\$23,100.00	\$23,100.00	\$0.00
351000 Conservación y mantenimiento menor de in	\$23,100.00	\$0.00	\$0.00	\$0.00	\$0.00	\$0.00	\$0.00	\$0.00	\$0.00	\$0.00	\$0.00	\$0.00	\$23,100.00	\$23,100.00	\$0.00
351001 Conservación y mantenimiento menor de in	\$23,100.00	\$0.00	\$0.00	\$0.00	\$0.00	\$0.00	\$0.00	\$0.00	\$0.00	\$0.00	\$0.00	\$0.00	\$23,100.00	\$23,100.00	\$0.00
IEPS GASOLINAS 2020	\$1,041,538.88	\$0.00	\$0.00	\$0.00	\$0.00	\$0.00	\$0.00	\$0.00	\$0.00	\$0.00	\$0.00	\$926,243.37	\$23,100.00	\$949,343.37	\$92,195.51
1515 ISAN 2020															
100000 SERVICIOS PERSONALES	\$306,536.61	\$0.00	\$0.00	\$0.00	\$0.00	\$0.00	\$0.00	\$0.00	\$0.00	\$0.00	\$0.00	\$306,536.61	\$0.00	\$306,536.61	\$0.00
130000 Remuneraciones adicionales y especiales:	\$306,536.61	\$0.00	\$0.00	\$0.00	\$0.00	\$0.00	\$0.00	\$0.00	\$0.00	\$0.00	\$0.00	\$306,536.61	\$0.00	\$306,536.61	\$0.00
132000 Primas de vacaciones, dominical y gratifica:	\$306,536.61	\$0.00	\$0.00	\$0.00	\$0.00	\$0.00	\$0.00	\$0.00	\$0.00	\$0.00	\$0.00	\$306,536.61	\$0.00	\$306,536.61	\$0.00
132002 Gratificación Anual	\$306,536.61	\$0.00	\$0.00	\$0.00	\$0.00	\$0.00	\$0.00	\$0.00	\$0.00	\$0.00	\$0.00	\$306,536.61	\$0.00	\$306,536.61	\$0.00
200000 MATERIALES Y SUMINISTROS	\$21,421.27	\$0.00	\$0.00	\$0.00	\$0.00	\$0.00	\$0.00	\$0.00	\$0.00	\$0.00	\$0.00	\$0.00	\$0.00	\$0.00	\$21,421.27
210000 Materiales de administración, emisión de	\$21,421.27	\$0.00	\$0.00	\$0.00	\$0.00	\$0.00	\$0.00	\$0.00	\$0.00	\$0.00	\$0.00	\$0.00	\$0.00	\$0.00	\$21,421.27
211000 Materiales, útiles y equipos menores de ofi	\$21,421.27	\$0.00	\$0.00	\$0.00	\$0.00	\$0.00	\$0.00	\$0.00	\$0.00	\$0.00	\$0.00	\$0.00	\$0.00	\$0.00	\$21,421.27
211001 Material de Oficina	\$21,421.27	\$0.00	\$0.00	\$0.00	\$0.00	\$0.00	\$0.00	\$0.00	\$0.00	\$0.00	\$0.00	\$0.00	\$0.00	\$0.00	\$21,421.27
300000 SERVICIOS GENERALES	\$24,750.00	\$0.00	\$0.00	\$0.00	\$0.00	\$0.00	\$0.00	\$0.00	\$0.00	\$0.00	\$0.00	\$0.00	\$24,750.00	\$24,750.00	\$0.00
350000 Servicios de instalación, reparación, man	\$24,750.00	\$0.00	\$0.00	\$0.00	\$0.00	\$0.00	\$0.00	\$0.00	\$0.00	\$0.00	\$0.00	\$0.00	\$24,750.00	\$24,750.00	\$0.00
351000 Conservación y mantenimiento menor de in	\$24,750.00	\$0.00	\$0.00	\$0.00	\$0.00	\$0.00	\$0.00	\$0.00	\$0.00	\$0.00	\$0.00	\$0.00	\$24,750.00	\$24,750.00	\$0.00
351001 Conservación y mantenimiento menor de in	\$24,750.00	\$0.00	\$0.00	\$0.00	\$0.00	\$0.00	\$0.00	\$0.00	\$0.00	\$0.00	\$0.00	\$0.00	\$24,750.00	\$24,750.00	\$0.00
ISAN 2020	\$352,707.88	\$0.00	\$0.00	\$0.00	\$0.00	\$0.00	\$0.00	\$0.00	\$0.00	\$0.00	\$0.00	\$306,536.61	\$24,750.00	\$331,286.61	\$21,421.27
1516 FOFIR 2020															
100000 SERVICIOS PERSONALES	\$1,034,144.79	\$0.00	\$0.00	\$0.00	\$0.00	\$0.00	\$0.00	\$0.00	\$70,831.50	\$0.00	\$0.00	\$963,313.29	\$0.00	\$1,034,144.79	\$0.00
130000 Remuneraciones adicionales y especiales:	\$1,034,144.79	\$0.00	\$0.00	\$0.00	\$0.00	\$0.00	\$0.00	\$0.00	\$70,831.50	\$0.00	\$0.00	\$963,313.29	\$0.00	\$1,034,144.79	\$0.00
132000 Primas de vacaciones, dominical y gratifica:	\$1,034,144.79	\$0.00	\$0.00	\$0.00	\$0.00	\$0.00	\$0.00	\$0.00	\$70,831.50	\$0.00	\$0.00	\$963,313.29	\$0.00	\$1,034,144.79	\$0.00
132002 Gratificación Anual	\$1,034,144.79	\$0.00	\$0.00	\$0.00	\$0.00	\$0.00	\$0.00	\$0.00	\$70,831.50	\$0.00	\$0.00	\$963,313.29	\$0.00	\$1,034,144.79	\$0.00
200000 MATERIALES Y SUMINISTROS	\$71,309.24	\$0.00	\$0.00	\$0.00	\$0.00	\$0.00	\$0.00	\$0.00	\$0.00	\$0.00	\$0.00	\$0.00	\$5,794.14	\$5,794.14	\$65,515.10







Usu: SUPERVISOR
Rep: rptAnaliticoPresupuestoEgresos_FF

MUNICIPIO DE FRANCISCO I. MADERO, HIDALGO
HIDALGO
Análítico Mensual de Egresos Pagados por Fuente de Financiamiento al 31/dic./2020
(Cuentas con Movimientos)
(Cifras en pesos y centavos)

Fecha y hora de Impresión | 23/abr./2021
01:44 p. m.

Objeto del Gasto	Presupuesto Vigente	Ene	Feb	Mar	Abr	May	Jun	Jul	Ago	Sep	Oct	Nov	Dic	Total	Diferencia (Vigente - Total)
210000 Materiales de administración, emisión de	\$67,810.70	\$0.00	\$0.00	\$0.00	\$0.00	\$0.00	\$0.00	\$0.00	\$0.00	\$0.00	\$0.00	\$0.00	\$2,295.60	\$2,295.60	\$65,515.10
211000 Materiales, útiles y equipos menores de ofic	\$67,810.70	\$0.00	\$0.00	\$0.00	\$0.00	\$0.00	\$0.00	\$0.00	\$0.00	\$0.00	\$0.00	\$0.00	\$2,295.60	\$2,295.60	\$65,515.10
211001 Material de Oficina	\$67,810.70	\$0.00	\$0.00	\$0.00	\$0.00	\$0.00	\$0.00	\$0.00	\$0.00	\$0.00	\$0.00	\$0.00	\$2,295.60	\$2,295.60	\$65,515.10
290000 Herramientas, refacciones y accesorios n	\$3,498.54	\$0.00	\$0.00	\$0.00	\$0.00	\$0.00	\$0.00	\$0.00	\$0.00	\$0.00	\$0.00	\$0.00	\$3,498.54	\$3,498.54	\$0.00
291000 Herramientas menores	\$1,171.85	\$0.00	\$0.00	\$0.00	\$0.00	\$0.00	\$0.00	\$0.00	\$0.00	\$0.00	\$0.00	\$0.00	\$1,171.85	\$1,171.85	\$0.00
291001 Herramientas Menores	\$1,171.85	\$0.00	\$0.00	\$0.00	\$0.00	\$0.00	\$0.00	\$0.00	\$0.00	\$0.00	\$0.00	\$0.00	\$1,171.85	\$1,171.85	\$0.00
294000 Refacciones y accesorios menores de equi	\$2,326.69	\$0.00	\$0.00	\$0.00	\$0.00	\$0.00	\$0.00	\$0.00	\$0.00	\$0.00	\$0.00	\$0.00	\$2,326.69	\$2,326.69	\$0.00
294001 Refacciones y accesorios menores de equi	\$2,326.69	\$0.00	\$0.00	\$0.00	\$0.00	\$0.00	\$0.00	\$0.00	\$0.00	\$0.00	\$0.00	\$0.00	\$2,326.69	\$2,326.69	\$0.00
500000 BIENES MUEBLES, INMUEBLES E IH	\$52,205.86	\$0.00	\$0.00	\$0.00	\$0.00	\$0.00	\$0.00	\$0.00	\$0.00	\$0.00	\$0.00	\$0.00	\$52,205.86	\$52,205.86	\$0.00
510000 Mobiliario y equipo de administración	\$52,205.86	\$0.00	\$0.00	\$0.00	\$0.00	\$0.00	\$0.00	\$0.00	\$0.00	\$0.00	\$0.00	\$0.00	\$52,205.86	\$52,205.86	\$0.00
511000 Muebles de oficina y estantería	\$52,205.86	\$0.00	\$0.00	\$0.00	\$0.00	\$0.00	\$0.00	\$0.00	\$0.00	\$0.00	\$0.00	\$0.00	\$52,205.86	\$52,205.86	\$0.00
511001 Muebles de oficina y estantería	\$52,205.86	\$0.00	\$0.00	\$0.00	\$0.00	\$0.00	\$0.00	\$0.00	\$0.00	\$0.00	\$0.00	\$0.00	\$52,205.86	\$52,205.86	\$0.00
FOFIR 2020	\$1,157,659.89	\$0.00	\$0.00	\$0.00	\$0.00	\$0.00	\$0.00	\$0.00	\$70,831.50	\$0.00	\$0.00	\$963,313.29	\$58,000.00	\$1,092,144.79	\$65,515.10
1517 CISAN 2020															
100000 SERVICIOS PERSONALES	\$22,645.89	\$0.00	\$0.00	\$0.00	\$0.00	\$0.00	\$0.00	\$0.00	\$0.00	\$0.00	\$0.00	\$22,645.89	\$0.00	\$22,645.89	\$0.00
130000 Remuneraciones adicionales y especiales	\$22,645.89	\$0.00	\$0.00	\$0.00	\$0.00	\$0.00	\$0.00	\$0.00	\$0.00	\$0.00	\$0.00	\$22,645.89	\$0.00	\$22,645.89	\$0.00
132000 Primas de vacaciones, dominical y gratifica	\$22,645.89	\$0.00	\$0.00	\$0.00	\$0.00	\$0.00	\$0.00	\$0.00	\$0.00	\$0.00	\$0.00	\$22,645.89	\$0.00	\$22,645.89	\$0.00
132002 Gratificación Anual	\$22,645.89	\$0.00	\$0.00	\$0.00	\$0.00	\$0.00	\$0.00	\$0.00	\$0.00	\$0.00	\$0.00	\$22,645.89	\$0.00	\$22,645.89	\$0.00
200000 MATERIALES Y SUMINISTROS	\$4,228.40	\$0.00	\$0.00	\$0.00	\$0.00	\$0.00	\$0.00	\$0.00	\$0.00	\$0.00	\$0.00	\$0.00	\$0.00	\$0.00	\$4,228.40
210000 Materiales de administración, emisión de	\$4,228.40	\$0.00	\$0.00	\$0.00	\$0.00	\$0.00	\$0.00	\$0.00	\$0.00	\$0.00	\$0.00	\$0.00	\$0.00	\$0.00	\$4,228.40
211000 Materiales, útiles y equipos menores de ofic	\$4,228.40	\$0.00	\$0.00	\$0.00	\$0.00	\$0.00	\$0.00	\$0.00	\$0.00	\$0.00	\$0.00	\$0.00	\$0.00	\$0.00	\$4,228.40
211001 Material de Oficina	\$4,228.40	\$0.00	\$0.00	\$0.00	\$0.00	\$0.00	\$0.00	\$0.00	\$0.00	\$0.00	\$0.00	\$0.00	\$0.00	\$0.00	\$4,228.40
300000 SERVICIOS GENERALES	\$22,800.00	\$0.00	\$0.00	\$0.00	\$0.00	\$0.00	\$0.00	\$0.00	\$0.00	\$0.00	\$0.00	\$0.00	\$22,800.00	\$22,800.00	\$0.00
350000 Servicios de instalación, reparación, man	\$22,800.00	\$0.00	\$0.00	\$0.00	\$0.00	\$0.00	\$0.00	\$0.00	\$0.00	\$0.00	\$0.00	\$0.00	\$22,800.00	\$22,800.00	\$0.00
351000 Conservación y mantenimiento menor de in	\$22,800.00	\$0.00	\$0.00	\$0.00	\$0.00	\$0.00	\$0.00	\$0.00	\$0.00	\$0.00	\$0.00	\$0.00	\$22,800.00	\$22,800.00	\$0.00
351001 Conservación y mantenimiento menor de in	\$22,800.00	\$0.00	\$0.00	\$0.00	\$0.00	\$0.00	\$0.00	\$0.00	\$0.00	\$0.00	\$0.00	\$0.00	\$22,800.00	\$22,800.00	\$0.00
CISAN 2020	\$49,674.29	\$0.00	\$0.00	\$0.00	\$0.00	\$0.00	\$0.00	\$0.00	\$0.00	\$0.00	\$0.00	\$0.00	\$22,645.89	\$22,800.00	\$45,445.89
2516 FAISM 2019															
600000 INVERSION PUBLICA	\$7,470,846.21	\$1,945,616.88	\$2,923,686.30	\$2,291,155.79	\$35,738.18	\$0.00	\$0.00	\$2,513.98	\$0.00	\$0.00	\$0.00	\$0.00	\$0.00	\$7,190,711.13	\$272,135.08
610000 Obra pública en bienes de dominio públic	\$7,470,846.21	\$1,945,616.88	\$2,923,686.30	\$2,291,155.79	\$35,738.18	\$0.00	\$0.00	\$2,513.98	\$0.00	\$0.00	\$0.00	\$0.00	\$0.00	\$7,190,711.13	\$272,135.08
613000 Construcción de obras para el abastecimie	\$2,849,107.58	\$319,368.64	\$974,899.73	\$1,323,311.86	\$0.00	\$0.00	\$0.00	\$2,513.98	\$0.00	\$0.00	\$0.00	\$0.00	\$0.00	\$2,620,094.21	\$229,013.37
613001 Construcción de obras para el abastecimie	\$2,849,107.58	\$319,368.64	\$974,899.73	\$1,323,311.86	\$0.00	\$0.00	\$0.00	\$2,513.98	\$0.00	\$0.00	\$0.00	\$0.00	\$0.00	\$2,620,094.21	\$229,013.37
614000 División de terrenos y construcción de obra	\$1,563,755.84	\$1,203,877.25	\$189,633.91	\$110,572.27	\$20,282.21	\$0.00	\$0.00	\$0.00	\$0.00	\$0.00	\$0.00	\$0.00	\$0.00	\$1,524,365.64	\$39,390.20
614001 División de terrenos y construcción de obra	\$1,563,755.84	\$1,203,877.25	\$189,633.91	\$110,572.27	\$20,282.21	\$0.00	\$0.00	\$0.00	\$0.00	\$0.00	\$0.00	\$0.00	\$0.00	\$1,524,365.64	\$39,390.20
615000 Construcción de vías de comunicación	\$1,369,323.99	\$0.00	\$1,336,036.84	\$17,831.18	\$15,455.97	\$0.00	\$0.00	\$0.00	\$0.00	\$0.00	\$0.00	\$0.00	\$0.00	\$1,369,323.99	\$0.00
615001 Construcción de vías de comunicación	\$1,369,323.99	\$0.00	\$1,336,036.84	\$17,831.18	\$15,455.97	\$0.00	\$0.00	\$0.00	\$0.00	\$0.00	\$0.00	\$0.00	\$0.00	\$1,369,323.99	\$0.00







Usu: SUPERVISOR
Rep: rptAnaliticoPresupuestoEgresos_FF

MUNICIPIO DE FRANCISCO I. MADERO, HIDALGO
HIDALGO
Analítico Mensual de Egresos Pagados por Fuente de Financiamiento al 31/dic./2020
(Cuentas con Movimientos)
(Cifras en pesos y centavos)

Fecha y hora de Impresión: 23/abr./2021 01:44 p. m.

Objeto del Gasto	Presupuesto Vigente	Ene	Feb	Mar	Abr	May	Jun	Jul	Ago	Sep	Oct	Nov	Dic	Total	Diferencia (Vigente - Total)
617000 Instalaciones y equipamiento en construcci	\$1,688,658.80	\$422,370.99	\$423,115.82	\$839,440.48	\$0.00	\$0.00	\$0.00	\$0.00	\$0.00	\$0.00	\$0.00	\$0.00	\$0.00	\$1,684,927.29	\$3,731.51
617001 Instalaciones y equipamiento en construcci	\$1,688,658.80	\$422,370.99	\$423,115.82	\$839,440.48	\$0.00	\$0.00	\$0.00	\$0.00	\$0.00	\$0.00	\$0.00	\$0.00	\$0.00	\$1,684,927.29	\$3,731.51
FAISM 2019	\$7,470,846.21	\$1,945,616.88	\$2,923,686.30	\$2,291,155.79	\$35,730.18	\$0.00	\$0.00	\$2,513.98	\$0.00	\$0.00	\$0.00	\$0.00	\$0.00	\$7,198,711.13	\$272,135.08
2520 FAISM 2020															
600000 INVERSION PUBLICA	\$12,784,486.92	\$0.00	\$0.00	\$0.00	\$0.00	\$0.00	\$0.00	\$0.00	\$2,570,118.49	\$0.00	\$1,955,041.52	\$410,755.03	\$3,776,113.92	\$8,712,028.96	\$4,072,457.96
610000 Obra pública en bienes de dominio públi	\$12,784,486.92	\$0.00	\$0.00	\$0.00	\$0.00	\$0.00	\$0.00	\$0.00	\$2,570,118.49	\$0.00	\$1,955,041.52	\$410,755.03	\$3,776,113.92	\$8,712,028.96	\$4,072,457.96
614000 División de terrenos y construcción de obra	\$4,948,836.08	\$0.00	\$0.00	\$0.00	\$0.00	\$0.00	\$0.00	\$0.00	\$1,641,044.41	\$0.00	\$1,238,694.62	\$410,755.03	\$941,060.57	\$4,231,554.63	\$717,281.45
614001 División de terrenos y construcción de obra	\$4,948,836.08	\$0.00	\$0.00	\$0.00	\$0.00	\$0.00	\$0.00	\$0.00	\$1,641,044.41	\$0.00	\$1,238,694.62	\$410,755.03	\$941,060.57	\$4,231,554.63	\$717,281.45
615000 Construcción de vías de comunicación	\$3,999,460.21	\$0.00	\$0.00	\$0.00	\$0.00	\$0.00	\$0.00	\$0.00	\$929,074.08	\$0.00	\$716,346.90	\$0.00	\$2,185,705.65	\$3,831,126.63	\$168,333.58
615001 Construcción de vías de comunicación	\$3,999,460.21	\$0.00	\$0.00	\$0.00	\$0.00	\$0.00	\$0.00	\$0.00	\$929,074.08	\$0.00	\$716,346.90	\$0.00	\$2,185,705.65	\$3,831,126.63	\$168,333.58
617000 Instalaciones y equipamiento en construcci	\$3,836,190.63	\$0.00	\$0.00	\$0.00	\$0.00	\$0.00	\$0.00	\$0.00	\$0.00	\$0.00	\$0.00	\$0.00	\$649,347.70	\$649,347.70	\$3,186,842.93
617001 Instalaciones y equipamiento en construcci	\$3,836,190.63	\$0.00	\$0.00	\$0.00	\$0.00	\$0.00	\$0.00	\$0.00	\$0.00	\$0.00	\$0.00	\$0.00	\$649,347.70	\$649,347.70	\$3,186,842.93
FAISM 2020	\$12,784,486.92	\$0.00	\$0.00	\$0.00	\$0.00	\$0.00	\$0.00	\$0.00	\$2,570,118.49	\$0.00	\$1,955,041.52	\$410,755.03	\$3,776,113.92	\$8,712,028.96	\$4,072,457.96
2521 FORTAMUN 2020															
100000 SERVICIOS PERSONALES	\$8,142,458.79	\$534,073.00	\$539,878.00	\$559,940.00	\$541,303.00	\$528,686.00	\$547,221.00	\$556,375.00	\$541,646.00	\$527,769.00	\$551,366.00	\$2,164,401.79	\$549,800.00	\$8,142,458.79	\$0.00
110000 Remuneraciones al personal de carácter	\$6,232,966.00	\$509,631.00	\$515,342.00	\$520,543.00	\$515,660.00	\$505,170.00	\$523,713.00	\$518,650.00	\$516,055.00	\$506,597.00	\$528,646.00	\$546,177.00	\$526,974.00	\$6,232,966.00	\$0.00
113000 Sueldos base al personal permanente	\$6,232,966.00	\$509,631.00	\$515,342.00	\$520,543.00	\$515,660.00	\$505,170.00	\$523,713.00	\$518,650.00	\$515,855.00	\$506,597.00	\$528,646.00	\$546,177.00	\$526,974.00	\$6,232,966.00	\$0.00
113001 Sueldos	\$6,232,966.00	\$509,631.00	\$515,342.00	\$520,543.00	\$515,660.00	\$505,170.00	\$523,713.00	\$518,650.00	\$515,855.00	\$506,597.00	\$528,646.00	\$546,177.00	\$526,974.00	\$6,232,966.00	\$0.00
130000 Remuneraciones adicionales y especiales	\$1,708,849.79	\$7,357.00	\$8,196.00	\$23,369.00	\$9,635.00	\$7,500.00	\$7,500.00	\$13,855.00	\$6,525.00	\$6,572.00	\$7,534.00	\$1,603,032.79	\$7,754.00	\$1,708,849.79	\$0.00
131000 Primas por años de servicios efectivos pres	\$76,808.00	\$6,757.00	\$6,899.00	\$6,900.00	\$6,900.00	\$6,900.00	\$6,900.00	\$6,389.00	\$5,925.00	\$5,972.00	\$6,034.00	\$6,028.00	\$5,204.00	\$76,808.00	\$0.00
131001 Prima Quinquenal	\$76,808.00	\$6,757.00	\$6,899.00	\$6,900.00	\$6,900.00	\$6,900.00	\$6,900.00	\$6,389.00	\$5,925.00	\$5,972.00	\$6,034.00	\$6,028.00	\$5,204.00	\$76,808.00	\$0.00
132000 Primas de vacaciones, dominical y gratifica	\$1,016,541.79	\$0.00	\$697.00	\$15,889.00	\$1,985.00	\$0.00	\$0.00	\$4,866.00	\$0.00	\$0.00	\$0.00	\$1,593,104.79	\$0.00	\$1,016,541.79	\$0.00
132001 Prima de Vacaciones y Dominical	\$1,016,541.79	\$0.00	\$697.00	\$15,889.00	\$1,985.00	\$0.00	\$0.00	\$4,866.00	\$0.00	\$0.00	\$0.00	\$1,593,104.79	\$0.00	\$1,016,541.79	\$0.00
132002 Gratificación Anual	\$1,514,564.19	\$0.00	\$0.00	\$0.00	\$0.00	\$0.00	\$0.00	\$0.00	\$0.00	\$0.00	\$0.00	\$1,514,564.19	\$0.00	\$1,514,564.19	\$0.00
134000 Compensaciones	\$15,500.00	\$600.00	\$600.00	\$600.00	\$750.00	\$600.00	\$600.00	\$2,600.00	\$600.00	\$600.00	\$1,500.00	\$3,900.00	\$2,550.00	\$15,500.00	\$0.00
134001 Compensaciones	\$15,500.00	\$600.00	\$600.00	\$600.00	\$750.00	\$600.00	\$600.00	\$2,600.00	\$600.00	\$600.00	\$1,500.00	\$3,900.00	\$2,550.00	\$15,500.00	\$0.00
150000 Otras prestaciones sociales y económica	\$200,643.00	\$17,085.00	\$16,340.00	\$16,008.00	\$16,008.00	\$16,008.00	\$16,008.00	\$23,870.00	\$19,266.00	\$14,600.00	\$15,186.00	\$15,182.00	\$15,072.00	\$200,643.00	\$0.00
151000 Cuotas para el fondo de ahorro y fondo de t	\$115,372.00	\$9,660.00	\$10,064.00	\$10,068.00	\$10,068.00	\$10,068.00	\$10,068.00	\$9,340.00	\$8,846.00	\$9,080.00	\$9,366.00	\$9,372.00	\$9,372.00	\$115,372.00	\$0.00
151001 Cuotas para el fondo de ahorro y fondo de t	\$115,372.00	\$9,660.00	\$10,064.00	\$10,068.00	\$10,068.00	\$10,068.00	\$10,068.00	\$9,340.00	\$8,846.00	\$9,080.00	\$9,366.00	\$9,372.00	\$9,372.00	\$115,372.00	\$0.00
154000 Prestaciones contractuales	\$69,750.00	\$5,940.00	\$5,940.00	\$5,940.00	\$5,940.00	\$5,940.00	\$5,940.00	\$5,730.00	\$5,520.00	\$5,520.00	\$5,820.00	\$5,820.00	\$5,700.00	\$69,750.00	\$0.00
154001 Prestaciones establecidas por condiciones	\$69,750.00	\$5,940.00	\$5,940.00	\$5,940.00	\$5,940.00	\$5,940.00	\$5,940.00	\$5,730.00	\$5,520.00	\$5,520.00	\$5,820.00	\$5,820.00	\$5,700.00	\$69,750.00	\$0.00
159000 Otras prestaciones sociales y económicas	\$15,521.00	\$1,485.00	\$336.00	\$0.00	\$0.00	\$0.00	\$0.00	\$8,800.00	\$4,900.00	\$0.00	\$0.00	\$0.00	\$0.00	\$15,521.00	\$0.00
159002 Otras Prestaciones	\$15,521.00	\$1,485.00	\$336.00	\$0.00	\$0.00	\$0.00	\$0.00	\$8,800.00	\$4,900.00	\$0.00	\$0.00	\$0.00	\$0.00	\$15,521.00	\$0.00
200000 MATERIALES Y SUMINISTROS	\$5,237,680.01	\$400,000.00	\$654,715.04	\$503,665.21	\$551,410.14	\$525,056.98	\$413,112.53	\$438,695.19	\$771,548.00	\$0.00	\$142,269.86	\$316,197.86	\$638,687.85	\$5,155,258.66	\$82,421.35
240000 Materiales y artículos de construcción y c	\$1,280,420.41	\$0.00	\$300,000.00	\$300,000.00	\$300,000.00	\$212,639.95	\$0.00	\$2,001.00	\$0.00	\$0.00	\$0.00	\$0.00	\$83,358.11	\$1,197,999.06	\$82,421.35
246000 Material eléctrico y electrónico	\$1,280,420.41	\$0.00	\$300,000.00	\$300,000.00	\$300,000.00	\$212,639.95	\$0.00	\$2,001.00	\$0.00	\$0.00	\$0.00	\$0.00	\$83,358.11	\$1,197,999.06	\$82,421.35





Uar: SUPERVISOR
Rep: rptAnaliticoPresupuestoEgresos_FF

MUNICIPIO DE FRANCISCO I. MADERO, HIDALGO


Análitico Mensual de Egresos Pagados por Fuente de Financiamiento al 31/dic./2020

(Cuentas con Movimientos)


(Cifras en pesos y centavos)

Fecha y hora de Impresión 23/abr./2021 01:44 p. m.


Objeto del Gasto	Presupuesto Vigente	Ene	Feb	Mar	Abr	May	Jun	Jul	Ago	Sep	Oct	Nov	Dic	Total	Diferencia (Vigente - Total)
246001 Material Eléctrico	\$1,197,062.30	\$0.00	\$300,000.00	\$300,000.00	\$300,000.00	\$212,639.95	\$0.00	\$2,001.00	\$0.00	\$0.00	\$0.00	\$0.00	\$0.00	\$1,114,640.95	\$82,421.35
246002 Material Electrónico	\$83,359.11	\$0.00	\$0.00	\$0.00	\$0.00	\$0.00	\$0.00	\$0.00	\$0.00	\$0.00	\$0.00	\$0.00	\$83,359.11	\$83,359.11	\$0.00
250000 Productos químicos, farmacéuticos y de	\$11,768.04	\$0.00	\$0.00	\$0.00	\$0.00	\$0.00	\$0.00	\$0.00	\$0.00	\$0.00	\$0.00	\$0.00	\$11,768.04	\$11,768.04	\$0.00
254000 Materiales, accesorios y suministros médico	\$11,768.04	\$0.00	\$0.00	\$0.00	\$0.00	\$0.00	\$0.00	\$0.00	\$0.00	\$0.00	\$0.00	\$0.00	\$11,768.04	\$11,768.04	\$0.00
254001 Materiales y Suministros Médicos	\$11,768.04	\$0.00	\$0.00	\$0.00	\$0.00	\$0.00	\$0.00	\$0.00	\$0.00	\$0.00	\$0.00	\$0.00	\$11,768.04	\$11,768.04	\$0.00
260000 Combustibles, lubricantes y aditivos	\$3,802,865.60	\$100,000.00	\$354,715.04	\$203,565.21	\$351,410.14	\$312,417.03	\$353,112.53	\$374,198.19	\$771,548.00	\$0.00	\$142,269.86	\$316,197.86	\$523,431.74	\$3,802,865.60	\$0.00
261000 Combustibles, lubricantes y aditivos	\$3,802,865.60	\$100,000.00	\$354,715.04	\$203,565.21	\$351,410.14	\$312,417.03	\$353,112.53	\$374,198.19	\$771,548.00	\$0.00	\$142,269.86	\$316,197.86	\$523,431.74	\$3,802,865.60	\$0.00
261001 Combustibles y Lubricantes vehículos y eq	\$3,802,865.60	\$100,000.00	\$354,715.04	\$203,565.21	\$351,410.14	\$312,417.03	\$353,112.53	\$374,198.19	\$771,548.00	\$0.00	\$142,269.86	\$316,197.86	\$523,431.74	\$3,802,865.60	\$0.00
270000 Vestuario, blancos, prendas de protecció	\$142,625.96	\$0.00	\$0.00	\$0.00	\$0.00	\$0.00	\$80,000.00	\$62,496.00	\$0.00	\$0.00	\$0.00	\$0.00	\$20,129.96	\$142,625.96	\$0.00
271000 Vestuario y uniformes	\$142,625.96	\$0.00	\$0.00	\$0.00	\$0.00	\$0.00	\$80,000.00	\$62,496.00	\$0.00	\$0.00	\$0.00	\$0.00	\$20,129.96	\$142,625.96	\$0.00
271001 Vestuario, Uniformes	\$142,625.96	\$0.00	\$0.00	\$0.00	\$0.00	\$0.00	\$80,000.00	\$62,496.00	\$0.00	\$0.00	\$0.00	\$0.00	\$20,129.96	\$142,625.96	\$0.00
300000 SERVICIOS GENERALES	\$7,193,366.29	\$190,479.53	\$101,729.38	\$1,080,612.76	\$707,727.14	\$580,430.92	\$491,807.23	\$571,179.28	\$479,081.94	\$0.00	\$968,746.42	\$444,329.72	\$1,419,242.95	\$7,043,367.27	\$149,999.02
310000 Servicios básicos	\$6,216,614.09	\$101,869.53	\$101,729.38	\$1,080,612.76	\$596,575.14	\$580,430.92	\$491,807.23	\$460,027.28	\$479,081.94	\$0.00	\$898,285.42	\$514,790.72	\$911,404.57	\$6,216,614.09	\$0.00
311000 Energía eléctrica	\$6,146,153.89	\$101,869.53	\$101,729.38	\$1,080,612.76	\$596,575.14	\$580,430.92	\$491,807.23	\$460,027.28	\$479,081.94	\$0.00	\$898,285.42	\$444,329.72	\$911,404.57	\$6,146,153.89	\$0.00
311001 Servicio de Energía Eléctrica	\$6,146,153.89	\$101,869.53	\$101,729.38	\$1,080,612.76	\$596,575.14	\$580,430.92	\$491,807.23	\$460,027.28	\$479,081.94	\$0.00	\$898,285.42	\$444,329.72	\$911,404.57	\$6,146,153.89	\$0.00
313000 Agua	\$70,461.00	\$0.00	\$0.00	\$0.00	\$0.00	\$0.00	\$0.00	\$0.00	\$0.00	\$0.00	\$0.00	\$70,461.00	\$0.00	\$70,461.00	\$0.00
313001 Servicio de Agua	\$70,461.00	\$0.00	\$0.00	\$0.00	\$0.00	\$0.00	\$0.00	\$0.00	\$0.00	\$0.00	\$0.00	\$70,461.00	\$0.00	\$70,461.00	\$0.00
340000 Servicios financieros, bancarios y comer-	\$0.00	\$0.00	\$0.00	\$0.00	\$0.00	\$0.00	\$0.00	\$0.00	\$0.00	\$0.00	\$0.00	\$0.00	\$0.00	\$0.00	\$0.00
341000 Servicios financieros y bancarios	\$0.00	\$0.00	\$0.00	\$0.00	\$0.00	\$0.00	\$0.00	\$0.00	\$0.00	\$0.00	\$0.00	\$0.00	\$0.00	\$0.00	\$0.00
341001 Intereses, Descuentos, y otros Servicios B	\$0.00	\$0.00	\$0.00	\$0.00	\$0.00	\$0.00	\$0.00	\$0.00	\$0.00	\$0.00	\$3,829.00	-\$3,829.00	\$0.00	\$0.00	\$0.00
350000 Servicios de Instalación, reparación, man	\$546,685.40	\$0.00	\$0.00	\$0.00	\$0.00	\$0.00	\$0.00	\$0.00	\$0.00	\$0.00	\$0.00	\$0.00	\$0.00	\$396,686.38	\$149,999.02
351000 Conservación y mantenimiento menor de in	\$40,190.01	\$0.00	\$0.00	\$0.00	\$0.00	\$0.00	\$0.00	\$0.00	\$0.00	\$0.00	\$0.00	\$0.00	\$40,190.01	\$40,190.01	\$0.00
351001 Conservación y mantenimiento menor de in	\$40,190.01	\$0.00	\$0.00	\$0.00	\$0.00	\$0.00	\$0.00	\$0.00	\$0.00	\$0.00	\$0.00	\$0.00	\$40,190.01	\$40,190.01	\$0.00
352000 Instalación, reparación y mantenimiento de	\$193,157.35	\$0.00	\$0.00	\$0.00	\$0.00	\$0.00	\$0.00	\$0.00	\$0.00	\$0.00	\$0.00	\$0.00	\$193,157.35	\$193,157.35	\$0.00
352002 Mantenimiento de Equipo y Aparatos de C	\$193,157.35	\$0.00	\$0.00	\$0.00	\$0.00	\$0.00	\$0.00	\$0.00	\$0.00	\$0.00	\$0.00	\$0.00	\$193,157.35	\$193,157.35	\$0.00
355000 Reparación y mantenimiento de equipo de l	\$313,338.04	\$0.00	\$0.00	\$0.00	\$0.00	\$0.00	\$0.00	\$0.00	\$0.00	\$0.00	\$0.00	\$0.00	\$163,339.02	\$163,339.02	\$149,999.02
355001 Mantenimiento de Vehículos	\$313,338.04	\$0.00	\$0.00	\$0.00	\$0.00	\$0.00	\$0.00	\$0.00	\$0.00	\$0.00	\$0.00	\$0.00	\$163,339.02	\$163,339.02	\$149,999.02
390000 Otros servicios generales	\$430,066.00	\$96,610.00	\$0.00	\$0.00	\$111,152.00	\$0.00	\$0.00	\$111,152.00	\$0.00	\$0.00	\$66,632.00	-\$66,632.00	\$111,152.00	\$430,066.00	\$0.00
392000 Impuestos y derechos	\$430,066.00	\$96,610.00	\$0.00	\$0.00	\$111,152.00	\$0.00	\$0.00	\$111,152.00	\$0.00	\$0.00	\$66,632.00	-\$66,632.00	\$111,152.00	\$430,066.00	\$0.00
392006 Pago de derechos	\$430,066.00	\$96,610.00	\$0.00	\$0.00	\$111,152.00	\$0.00	\$0.00	\$111,152.00	\$0.00	\$0.00	\$66,632.00	-\$66,632.00	\$111,152.00	\$430,066.00	\$0.00
400000 TRANSFERENCIAS, ASIGNACIONES	\$194,413.60	\$0.00	\$0.00	\$0.00	\$0.00	\$194,413.60	\$0.00	\$0.00	\$0.00	\$0.00	\$0.00	\$0.00	\$0.00	\$194,413.60	\$0.00
440000 Ayudas sociales	\$194,413.60	\$0.00	\$0.00	\$0.00	\$0.00	\$194,413.60	\$0.00	\$0.00	\$0.00	\$0.00	\$0.00	\$0.00	\$0.00	\$194,413.60	\$0.00
441000 Ayudas sociales a personas	\$194,413.60	\$0.00	\$0.00	\$0.00	\$0.00	\$194,413.60	\$0.00	\$0.00	\$0.00	\$0.00	\$0.00	\$0.00	\$0.00	\$194,413.60	\$0.00
441001 Ayudas sociales a personas	\$194,413.60	\$0.00	\$0.00	\$0.00	\$0.00	\$194,413.60	\$0.00	\$0.00	\$0.00	\$0.00	\$0.00	\$0.00	\$0.00	\$194,413.60	\$0.00
500000 BIENES MUEBLES, INMUEBLES E IN	\$3,789,873.67	\$0.00	\$0.00	\$0.00	\$0.00	\$0.00	\$0.00	\$1,276,000.00	\$0.00	\$0.00	\$0.00	\$668,487.00	\$1,825,386.25	\$3,789,873.25	\$0.42
510000 Mobiliario y equipo de administración	\$436,926.67	\$0.00	\$0.00	\$0.00	\$0.00	\$0.00	\$0.00	\$0.00	\$0.00	\$0.00	\$0.00	\$24,128.00	\$412,798.25	\$436,926.25	\$0.42
511000 Muebles de oficina y estantería	\$76,096.00	\$0.00	\$0.00	\$0.00	\$0.00	\$0.00	\$0.00	\$0.00	\$0.00	\$0.00	\$0.00	\$24,128.00	\$51,968.00	\$76,096.00	\$0.00
511001 Muebles de oficina y estantería	\$76,096.00	\$0.00	\$0.00	\$0.00	\$0.00	\$0.00	\$0.00	\$0.00	\$0.00	\$0.00	\$0.00	\$24,128.00	\$51,968.00	\$76,096.00	\$0.00
515000 Equipo de cómputo y de tecnología de la in	\$89,512.00	\$0.00	\$0.00	\$0.00	\$0.00	\$0.00	\$0.00	\$0.00	\$0.00	\$0.00	\$0.00	\$0.00	\$89,512.00	\$89,512.00	\$0.00
515001 Bienes Informáticos	\$89,512.00	\$0.00	\$0.00	\$0.00	\$0.00	\$0.00	\$0.00	\$0.00	\$0.00	\$0.00	\$0.00	\$0.00	\$89,512.00	\$89,512.00	\$0.00



2020-2024



2020-2024



2020-2024



Usu: SUPERVISOR
 Rep: rptAnaliticoPresupuestoEgresos_FF



MUNICIPIO DE FRANCISCO I. MADERO, HIDALGO
HIDALGO
 Análítico Mensual de Egresos Pagados por Fuente de Financiamiento al 31/dic./2020
 (Cuentas con Movimientos)
 (Cifras en pesos y centavos)

Fecha y hora de Impresión 23/abr./2021 01:44 p. m.

Objeto del Gasto	Presupuesto Vigente	Ene	Feb	Mar	Abr	May	Jun	Jul	Ago	Sep	Oct	Nov	Dic	Total	Diferencia (Vigente - Total)
519000 Otros mobiliarios y equipos de administraci	\$271,318.67	\$0.00	\$0.00	\$0.00	\$0.00	\$0.00	\$0.00	\$0.00	\$0.00	\$0.00	\$0.00	\$0.00	\$0.00	\$271,318.25	\$0.42
519001 Equipo de Administración	\$271,318.67	\$0.00	\$0.00	\$0.00	\$0.00	\$0.00	\$0.00	\$0.00	\$0.00	\$0.00	\$0.00	\$0.00	\$0.00	\$271,318.25	\$0.42
530000 Equipo e Instrumental médico y de labon	\$57,359.00	\$0.00	\$0.00	\$0.00	\$0.00	\$0.00	\$0.00	\$0.00	\$0.00	\$0.00	\$0.00	\$57,359.00	\$0.00	\$57,359.00	\$0.00
531000 Equipo médico y de laboratorio	\$57,359.00	\$0.00	\$0.00	\$0.00	\$0.00	\$0.00	\$0.00	\$0.00	\$0.00	\$0.00	\$0.00	\$57,359.00	\$0.00	\$57,359.00	\$0.00
531001 Equipo médico y de laboratorio	\$57,359.00	\$0.00	\$0.00	\$0.00	\$0.00	\$0.00	\$0.00	\$0.00	\$0.00	\$0.00	\$0.00	\$57,359.00	\$0.00	\$57,359.00	\$0.00
540000 Vehiculos y equipo de transporte	\$1,889,436.00	\$0.00	\$0.00	\$0.00	\$0.00	\$0.00	\$0.00	\$0.00	\$0.00	\$0.00	\$0.00	\$57,359.00	\$0.00	\$1,889,436.00	\$0.00
541000 Vehiculos y equipo terrestre	\$1,017,000.00	\$0.00	\$0.00	\$0.00	\$0.00	\$0.00	\$0.00	\$0.00	\$0.00	\$0.00	\$0.00	\$607,000.00	\$0.00	\$1,017,000.00	\$0.00
541001 Vehiculos y Equipo Terrestre	\$1,017,000.00	\$0.00	\$0.00	\$0.00	\$0.00	\$0.00	\$0.00	\$0.00	\$0.00	\$0.00	\$0.00	\$607,000.00	\$0.00	\$1,017,000.00	\$0.00
542000 Carrocerías y remolques	\$872,436.00	\$0.00	\$0.00	\$0.00	\$0.00	\$0.00	\$0.00	\$0.00	\$0.00	\$0.00	\$0.00	\$0.00	\$0.00	\$872,436.00	\$0.00
542001 Carrocerías y remolques	\$872,436.00	\$0.00	\$0.00	\$0.00	\$0.00	\$0.00	\$0.00	\$0.00	\$0.00	\$0.00	\$0.00	\$0.00	\$0.00	\$872,436.00	\$0.00
560000 Maquinaria, otros equipos y herramientas	\$1,406,152.00	\$0.00	\$0.00	\$0.00	\$0.00	\$0.00	\$0.00	\$1,276,000.00	\$0.00	\$0.00	\$0.00	\$0.00	\$0.00	\$1,406,152.00	\$0.00
563000 Maquinaria y equipo de construcción	\$1,406,152.00	\$0.00	\$0.00	\$0.00	\$0.00	\$0.00	\$0.00	\$1,276,000.00	\$0.00	\$0.00	\$0.00	\$0.00	\$0.00	\$1,406,152.00	\$0.00
563001 Equipo de Construcción	\$1,406,152.00	\$0.00	\$0.00	\$0.00	\$0.00	\$0.00	\$0.00	\$1,276,000.00	\$0.00	\$0.00	\$0.00	\$0.00	\$0.00	\$1,406,152.00	\$0.00
600000 INVERSION PUBLICA	\$1,169,457.48	\$0.00	\$0.00	\$0.00	\$0.00	\$0.00	\$0.00	\$0.00	\$0.00	\$1,169,457.48	\$0.00	\$0.00	\$0.00	\$1,169,457.48	\$0.00
610000 Obra pública en bienes de dominio públi	\$1,169,457.48	\$0.00	\$0.00	\$0.00	\$0.00	\$0.00	\$0.00	\$0.00	\$1,169,457.48	\$0.00	\$0.00	\$0.00	\$0.00	\$1,169,457.48	\$0.00
615000 Construcción de vías de comunicación	\$1,169,457.48	\$0.00	\$0.00	\$0.00	\$0.00	\$0.00	\$0.00	\$0.00	\$1,169,457.48	\$0.00	\$0.00	\$0.00	\$0.00	\$1,169,457.48	\$0.00
615001 Construcción de vías de comunicación	\$1,169,457.48	\$0.00	\$0.00	\$0.00	\$0.00	\$0.00	\$0.00	\$0.00	\$1,169,457.48	\$0.00	\$0.00	\$0.00	\$0.00	\$1,169,457.48	\$0.00
FORTAMUN 2020	\$25,727,249.84	\$032,552.53	\$1,296,322.42	\$2,144,117.97	\$1,000,000.00	\$1,028,587.50	\$1,452,140.76	\$2,042,249.47	\$2,981,733.42	\$827,769.00	\$1,662,382.28	\$3,613,416.37	\$4,433,117.05	\$25,494,829.05	\$232,420.79

Total Final \$100,198,996.59 \$4,925,377.67 \$7,219,000.57 \$8,213,637.10 \$16,000,000.00 \$16,024,926.50 \$5,734,057.08 \$7,513,705.43 \$10,757,389... \$1,926,076.60 \$8,160,285.85 \$13,033,089... \$13,086,504... \$93,506,187.15 \$6,692,809.44


 PRESIDENTE MUNICIPAL
 FRANCISCO I. MADERO
 AYUNTAMIENTO
 2020 - 2024
 C.E. SANDRA LÓPEZ SERRANO
 TESORERA MUNICIPAL
 2020-2024


 PROFRA. AIDA OLVERA PERCASTEGUI
 SÍNDICO PROCURADOR

 AYUNTAMIENTO
 2020 - 2024

"BAJO PROTESTA DE DECIR VERDAD DECLARAMOS QUE LAS CIFRAS CONTENIDAS EN ESTE ESTADO FINANCIERO SON VERACES Y CONTIENEN TODA LA INFORMACIÓN REFERENTE A LA SITUACIÓN Y/O LOS RESULTADOS DEL MUNICIPIO DE FRANCISCO I. MADERO, HIDALGO., AFIRMANDO SER LEGALMENTE RESPONSABLES DE LA AUTENTICIDAD Y VERACIDAD DE LAS MISMAS, Y ASÍ MISMO ASUMIMOS LA RESPONSABILIDAD DERIVADA DE CUALQUIER DECLARACIÓN EN FALSO SOBRE LAS MISMAS."